

ICAR
BUDGET BOOK
2021-22



INDIAN COUNCIL OF AGRICULTURAL RESEARCH
NEW DELHI

ICAR BUDGET BOOK 2021-22



Indian Council of Agricultural Research
New Delhi

Compiled by

Budget Section
ICAR Headquarters
Krishi Bhawan, New Delhi-110 001

Published by: Dr. S. K. Malhotra, Project Director, Directorate of Knowledge Management in Agriculture, Indian Council of Agricultural Research, Krishi Anusandhan Bhawan, Pusa, New Delhi, 110 012 and printed at M/s Nakshatra Art, B-255 Naraina Industrial Area, Phase 1, New Delhi - 110 028.

CONTENTS

PART-I

BUDGET AT A GLANCE

1. Introduction	3
2. Notes on Demands For Grants, 2020-2021	4
3. The Budget allocations, net of recoveries	8
4. Resources	12

PART-II

5. Revenue Receipts Targets and Achievements	19
6. Revenue Receipts (Actually Generated during the last Four years)	26

PART-III - A

7. Discipline-Wise Summary of Actuals 2019-20	29
8. Discipline-Wise Summary of Allocation 2019-20	30
9. Discipline-Wise Summary of Allocation Budget Estimates 2020-21	31
10. Discipline-Wise Summary of Allocation Revised Estimates 2020-21	32

PART-III - B

11. Institute-Wise Abstract of Allocation (2019-2020 & 2020-2021)	33
---	----

PART-IV

12. Institute-Wise Actual Expenditure For the Year 2019-20	41
13. Institute-Wise Actual Expenditure For the Year 2020-21	45

PART-V

14. Revised Estimates 2019-20	51
15. Revised Estimates 2020-21	71

PART-VI

16. Budget Estimates 2020-21	101
------------------------------	-----

PART-VII

17. Summary of Cadre Strength of Scientists and Other Categories	125
--	-----

PART-VIII

18. List of Abbreviations	129
---------------------------	-----

PART – I
BUDGET AT A GLANCE

INTRODUCTION

The Indian Council of Agricultural Research (ICAR) is an autonomous organization at the national level responsible for the organization and management of research, education and extension in the field of agriculture, animal sciences and fisheries. The ICAR operates national research and training network consisting of a number of diversified institutions, viz. Central Research Institutes (CRIs), National Research Centers (NRCs), Project Directorates (PDs), Project Coordinating Units (PCUs), etc. The ICAR has, thus, been instrumental in the establishment of innovative institutions for higher education, research and extension training. It has provided not only developmental assistance and technical guidance but has helped in developing appropriate institutional models and research strategies.

In the furtherance of its objectives, the ICAR receives budgetary support from the Government under the bye-laws of the ICAR, by way of :-

- (i) Government of India grants;
- (ii) Other sources (Internal Resource Generation)

ICAR has fully implemented the Treasury Single Account system with effect from 1st August, 2020. Due to merger of Plan & Non-Plan Budget from the year 2017-18, the Government's classification will be done on Revenue and Capital. The total expenditure to be met out of the Government of India grants has been divided in three components under Grant for Creation of Capital Assets, Grant-in-Aid-Salary & Grant-in-Aid General including Pension in respect of various subject matter division, which are further divided into components i.e. Other than NEH, TSP, SCSP, NEH, TSP and SCSP.

The Budget Book of ICAR comprises of information on summary of Government grant, revenue receipts and targets, division wise and unit-wise allocation i.e Budget estimates, revised estimates and Actual expenditure (Part I-VI).

Part-VII gives summary of the cadre strength of Scientists and other categories.

MINISTRY OF AGRICULTURE AND FARMERS' WELFARE

DEMAND NO. 2

Department of Agricultural Research and Education
The Budget allocations, net of recoveries, are given below:

Notes on Demands For Grants, 2020-2021

(Rupees In crores)

	Actual 2018-2019			Budget 2019-2020			Revised 2019-2020			Budget 2020-2021			
	Revenue	Capital	Total	Revenue	Capital	Total	Revenue	Capital	Total	Revenue	Capital	Total	
Gross	7943.58	...	7943.58	8078.76	...	8078.76	7846.17	...	7846.17	8362.58	...	8362.58	
Recoveries	-399.33	...	-399.33	
Receipts	
Net	7544.25	...	7544.25	8078.76	...	8078.76	7846.17	...	7846.17	8362.58	...	8362.58	
I Establishment Expenditure of the Centre													
1. Secretariat	2415	6.25	...	6.25	6.85	...	6.85	6.40	...	6.40	6.30	...	6.30
	3451	6.64	...	6.64	7.95	...	7.95	6.78	...	6.78	7.55	...	7.55
Total -Secretariat		12.89	...	12.89	14.80	...	14.80	13.18	...	13.18	13.85	...	13.85
II Central Sector Schemes/Projects													
2. Agricultural Extension	2415	205.53	...	205.53	208.67	...	208.67	208.67	...	208.67	228.82	...	228.82
	2552	12.48	...	12.48	12.48	...	12.48	13.68	...	13.68
Total -Agricultural Extension		205.53	...	205.53	221.15	...	221.15	221.15	...	221.15	242.50	...	242.50
3. Agricultural Engineering	2415	59.50	...	59.50	62.30	...	62.30	62.23	...	62.23	67.05	...	67.05
	2552	1.72	...	1.72	1.79	...	1.79	2.95	...	2.95
Total -Agricultural Engineering		59.50	...	59.50	64.02	...	64.02	64.02	...	64.02	70.00	...	70.00
Management of Natural Resources													
4. Natural Resource Management Institutes including Agro Forestry Research	2415	148.51	...	148.51	132.32	...	132.32	129.02	...	129.02	141.52	...	141.52
	2552	27.16	...	27.16	29.81	...	29.81	32.48	...	32.48
Total -Natural Resource Management Institutes including Agro Forestry Research		148.51	...	148.51	159.48	...	159.48	158.83	...	158.83	174.00	...	174.00
5. Climate Resilient Agriculture Initiative	2415	44.21	...	44.21	40.52	...	40.52	41.40	...	41.40	46.80	...	46.80
	2552	7.04	...	7.04	4.60	...	4.60	5.20	...	5.20
Total -Climate Resilient Agriculture Initiative		44.21	...	44.21	47.56	...	47.56	46.00	...	46.00	52.00	...	52.00

Contd...

	Actual 2018-2019			Budget 2019-2020			Revised 2019-2020			Budget 2020-2021			
	Revenue	Capital	Total	Revenue	Capital	Total	Revenue	Capital	Total	Revenue	Capital	Total	
Crop Sciences													
6. Crop Science	2415	651.99	...	651.99	652.94	...	652.94	602.00	...	602.00	680.38	...	680.38
	2552	48.59	...	48.59	33.00	...	33.00	35.12	...	35.12
Total -Crop Science		651.99	...	651.99	701.53	...	701.53	635.00	...	635.00	715.50	...	715.50
7. Horticultural Science	2415	165.75	...	165.75	173.47	...	173.47	156.43	...	156.43	174.60	...	174.60
	2552	4.87	...	4.87	17.18	...	17.18	19.40	...	19.40
Total -Horticultural Science		165.75	...	165.75	178.34	...	178.34	173.61	...	173.61	194.00	...	194.00
8. National Agricultural Science Fund	2415	50.75	...	50.75	54.60	...	54.60	50.00	...	50.00	55.00	...	55.00
Animal Sciences													
9. Animal Science		288.98	...	288.98	300.55	...	300.55	299.57	...	299.57	297.00	...	297.00
	2552	10.43	...	10.43	10.43	...	10.43	33.00	...	33.00
Total -Animal Science		288.98	...	288.98	310.98	...	310.98	310.00	...	310.00	330.00	...	330.00
10. Fisheries Science	2415	132.34	...	132.34	141.38	...	141.38	141.38	...	141.38	152.40	...	152.40
	2552	1.01	...	1.01	1.01	...	1.01	3.60	...	3.60
Total -Fisheries Science		132.34	...	132.34	142.39	...	142.39	142.39	...	142.39	156.00	...	156.00
Agricultural Education													
11. Agricultural Universities and Institutions	2415	525.59	...	525.59	535.35	...	535.35	429.84	...	429.84	454.40	...	454.40
	2552	30.16	...	30.16	20.16	...	20.16	25.60	...	25.60
Total -Agricultural Universities and Institutions		525.59	...	525.59	565.51	...	565.51	450.00	...	450.00	480.00	...	480.00
12. Economic Statistics and Management	2415	27.66	...	27.66	29.76	...	29.76	29.76	...	29.76	30.00	...	30.00
13. National Agricultural Higher Education Project		155.28	...	155.28
14. National Agricultural Higher Education Project (EAP)		52.63	...	52.63	223.68	...	223.68	207.85	...	207.85	230.00	...	230.00
Total -Central Sector Schemes/ Projects		2508.72	...	2508.72	2699.00	...	2699.00	2488.61	...	2488.61	2729.00	...	2729.00
III Other Central Sector Expenditure													
b Autonomous Bodies													
15. ICAR Headquarters		5056.09	...	5056.09	4711.75	...	4711.75	4721.23	...	4721.23	4977.75	...	4977.75
	2552	157.05	...	157.05	147.57	...	147.57	160.00	...	160.00
		5056.09	...	5056.09	4868.80	...	4868.80	4868.80	...	4868.80	5137.75	...	5137.75
16. Central Agricultural Universities	2415	363.92	...	363.92	269.07	...	269.07	274.56	...	274.56	255.90	...	255.90
	2552	185.93	...	185.93	184.62	...	184.62	203.90	...	203.90

57

	Actual 2018-2019			Budget 2019-2020			Revised 2019-2020			Budget 2020-2021			
	Revenue	Capital	Total	Revenue	Capital	Total	Revenue	Capital	Total	Revenue	Capital	Total	
	363.92	...	363.92	455.00	...	455.00	459.18	...	459.18	459.80	...	459.80	
17. National Academy of Agricultural Sciences	2415	1.96	...	1.96	1.56	...	1.56	1.56	...	1.56	1.60	...	1.60
18. Agricultural Scientists Recruitment Board	39.60	...	39.60	14.84	...	14.84	20.58	...	20.58	
Total -Autonomous Bodies	5421.97	...	5421.97	5364.96	...	5364.96	5344.38	...	5344.38	5619.73	...	5619.73	
f Others													
19. Actual Recoveries	3451	-399.33	...	-399.33	
		
		-399.33	...	-399.33	
Grand Total -	7544.25	...	7544.25	8078.76	...	8078.76	7846.17	...	7846.17	8362.58	...	8362.58	
B. Developmental Heads													
Economic Services													
1. Agricultural Research and Education	7537.61	...	7537.61	7584.37	...	7584.37	7376.74	...	7376.74	7820.10	...	7820.10	
2. Secretariat-Economic Services	6.64	...	6.64	7.95	...	7.95	6.78	...	6.78	7.55	...	7.55	
Total -Economic Services	7544.25	...	7544.25	7592.32	...	7592.32	7383.52	...	7383.52	7827.65	...	7827.65	
Others													
3. North Eastern Areas	486.44	...	486.44	462.65	...	462.65	534.93	...	534.93	
Total -Others	486.44	...	486.44	462.65	...	462.65	534.93	...	534.93	
Total -	7544.25	...	7544.25	8078.76	...	8078.76	7846.17	...	7846.17	8362.58	...	8362.58	

1. The provision is for the expenditure on salary of DARE staff.
2. **The provision is for the activities to reach out to the farmers at grass root level through Krishi Vigyan Kendras to disseminate and refine frontline agricultural technologies. It includes training of farmers and extension personnel on local technologies, distribution of seed and planting materials and testing of soil and water samples.**
3. **The provision is for research, development and refinement of farm equipment, process and value addition protocols.**
4. **The provision is for research to address low farm productivity and profitability, land degradation, low water productivity, soil health deterioration and low nutrient use efficiency, deterioration in ecosystem services, abiotic stresses, etc. It is necessary to encounter deteriorating natural resource base for long term sustainability.**
5. The provision is to conduct strategic research and technology demonstration to enhance resilience of Indian agriculture to climate change and climate vulnerability. The research on adaptation and mitigation covers crops, livestock, fisheries and natural resource management.
6. Research provision is to develop trait- specific high yielding field crop varieties/hybrids having tolerance to pest and diseases, besides various abiotic stresses. The quality attributes are also given due importance with no yield penalty. The All India Coordinated Research Project (AICRPs)/Network Research Projects with active collaboration with State Agricultural Universities (SAUs) are engaged in the development of improved crop varieties/ hybrids, cost-effective production and environment-friendly protection technologies in different agro-climatic regions.
7. The provision is to address thrust areas of enrichment of horticultural genetic resources, development of new cultivation with resistance mechanism to biotic and abiotic stresses, appropriate production technology and health management system of horticultural and vegetable crops.
8. Supports basic and strategic research in agriculture to address the prioritized research problems.
9. The provision is to develop new technologies to support production enhancement, profitability, competitiveness and sustainability of livestock and poultry sector for food and nutritional security. It will facilitate need based priority research in livestock and poultry sector in on-going and new emerging areas to support productivity increase, thereby reducing the gap between potential and actual yield.
10. The provision is to implement research and academic programmes in fisheries and aquaculture. It also provides technical, training, analytical, advisory support and consultancy services in the field of resources assessment and management, standardization of aquaculture hatchery and grow-out culture technologies, responsible fishing system and species diversification and utilization of inland saline soils for aquaculture, fish health monitoring, etc.
11. The provision will provide financial support to all the agricultural universities in the country comprising State Agricultural Universities (SAUs), Deemed universities (DUs), and Central Universities (CUs) with Agriculture Faculty. The scheme is also responsible for maintenance and improvement of standard of agricultural education through: (i) accreditation of educational institutions, (ii) providing International/national fellowships both at post and undergraduate levels, (iii) organization of training and capacity building programmes for the scientists/faculty of National Agricultural Research System in cutting-edge areas.
12. The provision is for conducting research in the areas of agricultural economics and agricultural statistics to address the policy, management and database issues and accordingly provide need-based support to other schemes and agricultural stakeholders.
13. The provision is for the externally aided component of the National Agricultural Higher Education Project (NAHEP) which aims to develop resources and mechanism for supporting infrastructure, faculty and student advancement, and providing means for better governance and management of agricultural universities, so that a holistic model can be developed to raise the standard of current agricultural education system that provides more jobs and is entrepreneurship oriented and on par with global agricultural standards.
14. Provision is primarily for the salaries, pensions and expenses on administrative and logistic support to different schemes under ICAR in order to implement them efficiently.
15. The provision is to strengthen the regional education, research and extension capabilities based on local agro-climatic situation.
16. The provision is to provide a forum to Agricultural Scientists to deliberate on important issues of agricultural research, education and extension and present views of the scientific community as policy inputs to planners, decision/opinion makers at various levels.
17. The provisions are for the creation of an separate autonomous body which would be responsible for the recruitment to posts in the Agricultural Research Service (ARS) of the ICAR and other group A posts in ICAR.

MINISTRY OF AGRICULTURE AND FARMERS' WELFARE

DEMAND NO. 2

Department of Agricultural Research and Education

A. The Budget allocations, net of recoveries, are given below:

(Rupees In crores)

	Actual 2019-2020			Budget 2020-2021			Revised 2020-2021			Budget 2021-2022			
	Revenue	Capital	Total	Revenue	Capital	Total	Revenue	Capital	Total	Revenue	Capital	Total	
Gross	7844.99	...	7844.99	8362.58	...	8362.58	7762.38	...	7762.38	8513.62	...	8513.62	
Recoveries	-321.62	...	-321.62	
Receipts	
Net	7523.37	...	7523.37	8362.58	...	8362.58	7762.38	...	7762.38	8513.62	...	8513.62	
CENTRE'S EXPENDITURE													
I Establishment Expenditure of the Centre													
1. Secretariat	2415	6.13	...	6.13	6.30	...	6.30	6.71	...	6.71	6.73	...	6.73
	3451	6.07	...	6.07	7.55	...	7.55	6.40	...	6.40	7.32	...	7.32
Total -Secretariat	12.20	...	12.20	13.85	...	13.85	13.11	...	13.11	14.05	...	14.05	
II Central Sector Schemes/Projects													
2. Agricultural Extension	2415	221.15	...	221.15	228.82	...	228.82	224.09	...	224.09	282.10	...	282.10
	2552	13.68	...	13.68	13.40	...	13.40	45.90	...	45.90
Total -Agricultural Extension	221.15	...	221.15	242.50	...	242.50	237.49	...	237.49	328.00	...	328.00	
3. Agricultural Engineering	2415	64.02	...	64.02	67.05	...	67.05	56.08	...	56.08	62.00	...	62.00
	2552	2.95	...	2.95	2.47	...	2.47	3.00	...	3.00
Total -Agricultural Engineering	64.02	...	64.02	70.00	...	70.00	58.55	...	58.55	65.00	...	65.00	
Management of Natural Resources													
4. Natural Resource Management Institutes including Agro Forestry Research	2415	158.83	...	158.83	141.52	...	141.52	141.02	...	141.02	152.00	...	152.00
	2552	32.48	...	32.48	32.36	...	32.36	43.00	...	43.00
Total -Natural Resource Management Institutes including Agro Forestry Research	158.83	...	158.83	174.00	...	174.00	173.38	...	173.38	195.00	...	195.00	
5. Climate Resilient Agriculture Initiative	2415	46.00	...	46.00	46.80	...	46.80	44.85	...	44.85	49.50	...	49.50
	2552	5.20	...	5.20	4.98	...	4.98	5.50	...	5.50
Total -Climate Resilient Agriculture Initiative	46.00	...	46.00	52.00	...	52.00	49.83	...	49.83	55.00	...	55.00	
Crop Sciences													

Contd...

		Actual 2019-2020			Budget 2020-2021			Revised 2020-2021			Budget 2021-2022		
		Revenue	Capital	Total	Revenue	Capital	Total	Revenue	Capital	Total	Revenue	Capital	Total
6. Crop Science	2415	635.00	...	635.00	680.38	...	680.38	582.20	...	582.20	640.80	...	640.80
	2552	35.12	...	35.12	30.05	...	30.05	67.20	...	67.20
Total -Crop Science		635.00	...	635.00	715.50	...	715.50	612.25	...	612.25	708.00	...	708.00
7. Horticultural Science	2415	173.61	...	173.61	174.60	...	174.60	163.55	...	163.55	180.00	...	180.00
	2552	19.40	...	19.40	18.17	...	18.17	32.00	...	32.00
Total -Horticultural Science		173.61	...	173.61	194.00	...	194.00	181.72	...	181.72	212.00	...	212.00
8. National Agricultural Science Fund	2415	50.00	...	50.00	55.00	...	55.00	42.00	...	42.00	48.00	...	48.00
Animal Sciences													
9. Animal Science		310.00	...	310.00	297.00	...	297.00	246.71	...	246.71	269.00	...	269.00
	2552	33.00	...	33.00	27.41	...	27.41	33.00	...	33.00
Total -Animal Science		310.00	...	310.00	330.00	...	330.00	274.12	...	274.12	302.00	...	302.00
10. Fisheries Science	2415	142.39	...	142.39	152.40	...	152.40	142.40	...	142.40	156.00	...	156.00
	2552	3.60	...	3.60	3.36	...	3.36	4.00	...	4.00
Total -Fisheries Science		142.39	...	142.39	156.00	...	156.00	145.76	...	145.76	160.00	...	160.00
Agricultural Education													
11. Agricultural Universities and Institutions	2415	450.00	...	450.00	454.40	...	454.40	302.84	...	302.84	320.00	...	320.00
	2552	25.60	...	25.60	17.06	...	17.06	35.00	...	35.00
Total -Agricultural Universities and Institutions		450.00	...	450.00	480.00	...	480.00	319.90	...	319.90	355.00	...	355.00
12. Economic Statistics and Management	2415	29.76	...	29.76	30.00	...	30.00	30.00	...	30.00	33.00	...	33.00
13. National Agricultural Higher Education Project	
14. National Agricultural Higher Education Project (EAP)		207.85	...	207.85	230.00	...	230.00	180.00	...	180.00	225.00	...	225.00
Total -Central Sector Schemes/Projects		2488.61	...	2488.61	2729.00	...	2729.00	2305.00	...	2305.00	2686.00	...	2686.00
III Other Central Sector Expenditure													
b Autonomous Bodies													
15. ICAR Headquarters		4868.80	...	4868.80	4977.75	...	4977.75	4838.77	...	4838.77	5152.02	...	5152.02
	2552	160.00	...	160.00	158.38	...	158.38	170.00	...	170.00
		4868.80	...	4868.80	5137.75	...	5137.75	4997.15	...	4997.15	5322.02	...	5322.02
16. Central Agricultural Universities	2415	459.18	...	459.18	255.90	...	255.90	238.52	...	238.52	260.95	...	260.95
	2552	203.90	...	203.90	190.00	...	190.00	210.00	...	210.00
		459.18	...	459.18	459.80	...	459.80	428.52	...	428.52	470.95	...	470.95
17. National Academy of Agricultural Sciences	2415	1.36	...	1.36	1.60	...	1.60	1.60	...	1.60	1.60	...	1.60

	Actual 2019-2020			Budget 2020-2021			Revised 2020-2021			Budget 2021-2022		
	Revenue	Capital	Total	Revenue	Capital	Total	Revenue	Capital	Total	Revenue	Capital	Total
18. Agricultural Scientists Recruitment Board	14.84	...	14.84	20.58	...	20.58	17.00	...	17.00	19.00	...	19.00
Total -Autonomous Bodies	5344.18	...	5344.18	5619.73	...	5619.73	5444.27	...	5444.27	5813.57	...	5813.57
f Others												
19. Actual Recoveries	-321.62	...	-321.62
3451
	-321.62	...	-321.62
Grand Total -	7523.37	...	7523.37	8362.58	...	8362.58	7762.38	...	7762.38	8513.62	...	8513.62
B. Developmental Heads												
Economic Services												
1. Agricultural Research and Education	7517.30	...	7517.30	7820.10	...	7820.10	7258.34	...	7258.34	7857.70	...	7857.70
2. Secretariat-Economic Services	6.07	...	6.07	7.55	...	7.55	6.40	...	6.40	7.32	...	7.32
Total -Economic Services	7523.37	...	7523.37	7827.65	...	7827.65	7264.74	...	7264.74	7865.02	...	7865.02
Others												
3. North Eastern Areas	534.93	...	534.93	497.64	...	497.64	648.60	...	648.60
Total -Others	534.93	...	534.93	497.64	...	497.64	648.60	...	648.60
Total -	7523.37	...	7523.37	8362.58	...	8362.58	7762.38	...	7762.38	8513.62	...	8513.62

1. The provision is for the expenditure on salary of DARE staff.
2. The provision is for the activities to reach out to the farmers at grass root level through Krishi Vigyan Kendras to disseminate and refine frontline agricultural technologies. It includes training of farmers and extension personnel on local technologies, distribution of seed and planting materials and testing of soil and water samples.
3. The provision is for research, development and refinement of farm equipment, process and value addition protocols.
4. The provision is for research to address low farm productivity and profitability, land degradation, low water productivity, soil health deterioration and low nutrient use efficiency, deterioration in ecosystem services, abiotic stresses, etc. It is necessary to encounter deteriorating natural resource base for long term sustainability.
5. The provision is to conduct strategic research and technology demonstration to enhance resilience of Indian agriculture to climate change and climate vulnerability. The research on adaptation and mitigation covers crops, livestock, fisheries and natural resource management.
6. Research provision is to develop trait- specific high yielding field crop varieties/hybrids having tolerance to pest and diseases, besides various abiotic stresses. The quality attributes are also given due importance with no yield penalty. The All India Coordinated Research Project (AICRPs)/Network Research Projects with active collaboration with State Agricultural Universities (SAUs) are engaged in the development of improved crop varieties/ hybrids, cost-effective production and environment-friendly protection technologies in different agro-climatic regions.
7. The provision is to address thrust areas of enrichment of horticultural genetic resources, development of new cultivation with resistance mechanism to biotic and abiotic stresses, appropriate production technology and health management system of horticultural and vegetable crops.
8. Supports basic and strategic research in agriculture to address the prioritized research problems.
9. The provision is to develop new technologies to support production enhancement, profitability, competitiveness and sustainability of livestock and poultry sector for food and nutritional security. It will facilitate need based priority research in livestock and poultry sector in on-going and new emerging areas to support productivity increase, thereby reducing the gap between potential and actual yield.
10. The provision is to implement research and academic programmes in fisheries and aquaculture. It also provides technical, training, analytical, advisory support and consultancy services in the field of resources assessment and management, standardization of aquaculture hatchery and grow-out culture technologies, responsible fishing system and species diversification and utilization of inland saline soils for aquaculture, fish health monitoring, etc.
11. The provision will provide financial support to all the agricultural universities in the country comprising State Agricultural Universities (SAUs), Deemed universities (DUs), and Central Universities (CUs) with Agriculture Faculty. The scheme is also responsible for maintenance and improvement of standard of agricultural education through: (i) accreditation of educational institutions, (ii) providing International/national fellowships both at post and undergraduate levels, (iii) organization of training and capacity building programmes for the scientists/faculty of National Agricultural Research System in cutting-edge areas.
12. The provision is for conducting research in the areas of agricultural economics and agricultural statistics to address the policy, management and database issues and accordingly provide need-based support to other schemes and agricultural stakeholders.
13. The provision is for the externally aided component of the National Agricultural Higher Education Project (NAHEP) which aims to develop resources and mechanism for supporting infrastructure, faculty and student advancement, and providing means for better governance and management of agricultural universities, so that a holistic model can be developed to raise the standard of current agricultural education system that provides more jobs and is entrepreneurship oriented and on par with global agricultural standards.
14. Provision is primarily for the salaries, pensions and expenses on administrative and logistic support to different schemes under ICAR in order to implement them efficiently.
15. The provision is to strengthen the regional education, research and extension capabilities based on local agro-climatic situation.
16. The provision is to provide a forum to Agricultural Scientists to deliberate on important issues of agricultural research, education and extension and present views of the scientific community as policy inputs to planners, decision/opinion makers at various levels.
17. The provisions are for the creation of an separate autonomous body which would be responsible for the recruitment to posts in the Agricultural Research Service (ARS) of the ICAR and other group A posts in ICAR.

RESOURCES

(₹ in lakhs)

	RE 2019-20	Actuals 2019-20 [#]	BE 2020-21	RE 2020-21	Actuals 2020-21 [#]
Unified Budget	735741.00	717204.11	786675.00	730215.00	719066.18

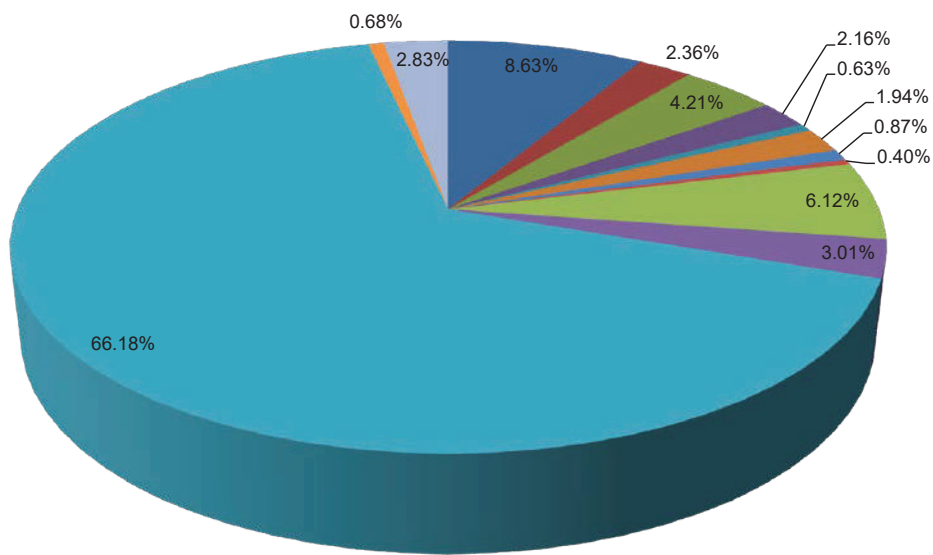
The "Actuals 2019-20 & 2020-21" exhibits the figures of actual expenditure as per the Consolidated Annual Accounts 2019-20 & 2020-21 of ICAR

The details of Govt. Grant and ICAR's internal resources available are as follows:

(₹ in lakhs)

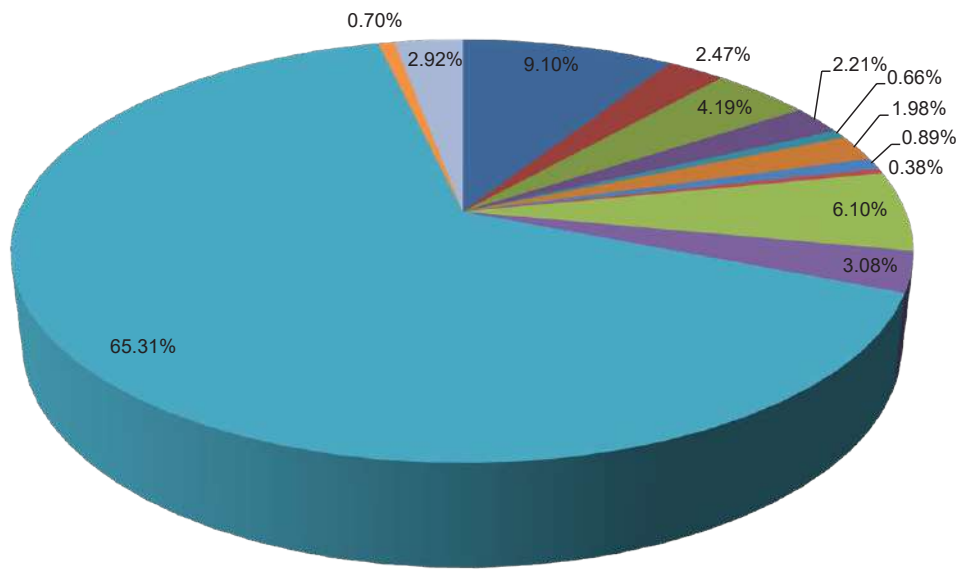
	R.E. 2019-20	B.E. 2020-21	R.E. 2020-21	
	(Unified Budget)	(Unified Budget)	(Unified budget)	
Govt. Grant (DARE+ICAR)	784617.00	836258.00	776238.00	
Less: allocation for DARE	48876.00	49583.00	46023.00	
Allocation for ICAR	735741.00	786675.00	730215.00	
	Actual Receipts 2017-18	Actual Receipts 2018-19	Actual Receipts 2019-20	Actual Receipts 2020-21
(i) Estimated Revenue Receipts	20013.90	23978.10	24122.01	24903.87
(ii) Interest earned on short term deposits of surplus funds by all respective Institutes/NRCs/PDs/ ASRB/ P & I etc.	5168.38	10945.41	12715.41	6773.88
(iii) Recoveries of Loans and Advances (Principal Amount)	815.76	650.31	922.51	649.61
Total	25998.04	35573.82	37759.93	32327.36

RE 2019-2020



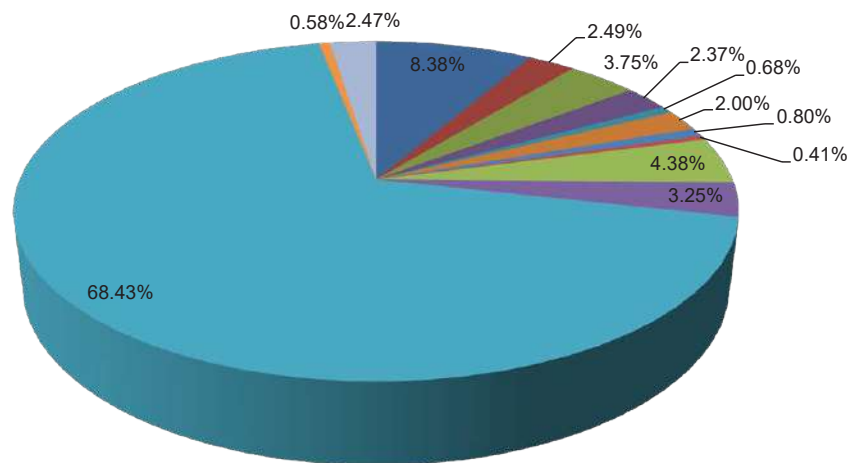
- CROP SCIENCES ■ HORTICULTURAL SCIENCES ■ ANIMAL SCIENCES ■ NRM
- NICRA ■ FISHERIES ■ AGRIL. ENGINEERING ■ AGRIL. ECO. & STAT.
- AGRIL. EDUCATION ■ AGRIL. EXTENSION ■ ICAR Hqrs. ■ NASF
- NAHEP EAP

BE 2020-21



- CROP SCIENCES
- HORTICULTURAL SCIENCES
- ANIMAL SCIENCES
- NRM
- NICRA
- FISHERIES
- AGRIL. ENGINEERING
- AGRIL. ECO. & STAT.
- AGRIL. EDUCATION
- AGRIL. EXTENSION
- ICAR Hqrs.
- NASF
- NAHEP EAP

RE 2020-21



- CROP SCIENCES
- HORTICULTURAL SCIENCES
- ANIMAL SCIENCES
- NRM
- NICRA
- FISHERIES
- AGRIL. ENGINEERING
- AGRIL. ECO. & STAT.
- AGRIL. EDUCATION
- AGRIL. EXTENSION
- ICAR Hqrs.
- NASF
- NAHEP EAP

PART – II

**REVENUE RECEIPTS TARGETS
AND ACHIEVEMENTS**

**DIVISION WISE BREAK UP OF REVENUE RECEIPTS TARGETS AND ACTUAL
ACHIEVEMENT AS PER SH. 8-SALES/SERVICES, SH. 10-FEE/SUBSCRIPTION
& SH. 12- ROYALTY/PUBLICATION ONLY**

(Rs. in Lakh)

S. NO.	Name of the Division	Revenue Receipts		
		Achievements for 2019-2020	Targets 2020-2021*	Achievements for 2020-2021
1	Crop Science	1654.17	1697.63	1400.51
2	Horticultural Science	1354.99	1898.23	1447.76
3	Animal Science	2329.51	2845.29	2310.67
4	Natural Resource Management	1211.08	1546.70	1011.70
5	Fisheries Science	438.49	516.48	306.84
6	Agricultural Engineering	370.01	370.51	566.47
7	Agricultural Economics and Statistics	20.27	21.34	38.93
8	Agricultural Education	254.48	248.88	150.00
9	Agricultural Extension	0.01	0.00	0.02
10	Agricultural Scientists' Recruitment Board *	0.00	0.00	0.00
11	Publication & Information Division (D-KMA)	13.48	22.44	4.55
12	ICAR Headquarters, New Delhi(IPR)	0.00	0.00	0.00
TOTAL REVENUE RECEIPTS AND TARGETED RECEIPTS:		7646.49	9167.50	7237.45

*Since de-linking of ASRB from ICAR revenue generation target has not been set for it from 2019-2020 onwards.

**ACTUAL ACHIEVEMENTS DURING 2019-20 & Targets for 2020-21 UNDER SCHEDULES-8 (INCOME FROM SALES/SERVICES)
SCHEDULE-10 (FEES/SUBSCRIPTIONS), SCHEDULE-12 (INCOME FROM ROYALTY)**

S. No.	Name of Institute	Actual Achievement for the year 2019-20			Revenue Generation target for the year 2020-21	
		Sch. 8	Sch. 10	Sch. 12	Total	Total
		Sales & services	Fees / Subscription	Royalty / Publications		(including Sch.8, Sch. 10 & Sch.12)
CROP SCIENCES						
1	CICR, NAGPUR	26.10	0.00	0.00	26.10	40.52
2	CRIJAF, BARRACKPORE	28.19	0.05	22.87	51.11	32.47
3	CRRRI, CUTTACK	68.39	20.25	0.00	88.64	115.15
4	CTRI, RAJAHMUNDRY	116.56	0.15	0.00	116.71	167.74
5	IARI, NEW DELHI	385.12	51.34	0.02	436.48	365.43
6	IGFRI, JHANSI	97.75	0.00	0.04	97.79	67.49
7	IIPR, KANPUR	29.10	0.08	0.90	30.08	46.55
8	IISR, LUCKNOW	83.45	0.00	0.14	83.59	81.38
9	NBAIM, MAU	6.11	0.80	0.00	6.91	18.26
10	NBPGR, NEW DELHI	165.29	0.00	0.00	165.29	196.80
11	SBI, COIMBATORE	60.66	0.69	0.73	62.08	81.45
12	VPKAS, ALMORA	17.44	0.40	8.95	26.79	24.71
13	Dte. OF GROUNDNUT RESEARCH, JUNAGADH	15.70	1.20	0.00	16.90	8.74
14	Dte. OF RAPESEED & MUSTARD RESEARCH, BHARATPUR	42.85	0.00	0.00	42.85	63.28
15	Dte. OF SORGHUM RESEARCH, HYDERABAD	29.26	3.56	0.00	32.82	41.80
16	Dte. OF SOYBEAN RESEARCH, INDORE	21.83	0.45	0.12	22.40	18.26
17	NRC INT.PEST MANAGEMENT, NEW DELHI	0.54	0.00	0.00	0.54	22.41
18	NRC ON PLANT BIOTEC., NEW DELHI	8.41	0.00	0.00	8.41	50.61
19	NBAIR, BANGALORE	14.49	1.33	0.31	16.13	39.78
20	INDIAN INSTITUTE OF MAIZE RESEARCH, NEW DELHI	92.08	0.00	0.00	92.08	94.90
21	INDIAN INSTITUTE OF OILSEED RESEARCH, HYDERABAD	8.71	0.00	0.10	8.81	6.31
22	Dte. OF RICE RESEARCH, HYDERABAD	1.50	1.13	0.00	2.63	3.64

**ACTUAL ACHIEVEMENTS DURING 2019-20 & Targets for 2020-21 UNDER SCHEDULES-8 (INCOME FROM SALES/SERVICES)
SCHEDULE-10 (FEES/SUBSCRIPTIONS), SCHEDULE-12 (INCOME FROM ROYALTY)**

S. No.	Name of Institute	Actual Achievement for the year 2019-20				Revenue Generation target for the year 2020-21
		Sch. 8	Sch. 10	Sch. 12	Total	Total
		Sales & services	Fees / Subscription	Royalty / Publications		(including Sch.8, Sch. 10 & Sch.12)
23	INDIAN INSTITUTE OF WHEAT & BARLEY RESEARCH, KARNAL	74.50	86.88	1.72	163.10	44.40
24	Dte. OF SEED RESEARCH, MAU	39.14	0.00	0.00	39.14	40.18
25	IIAB, RANCHI	0.22	2.00	0.00	2.22	12.18
26	NIBSM, RAIPUR	14.57	0.00	0.00	14.57	13.21
TOTAL : CROP SCIENCES		1447.96	170.31	35.90	1654.17	1697.63
HORTICULTURAL SCIENCES						
27	CARI, PORT BLAIR	37.59	0.00	0.00	37.59	52.25
28	CIAH, BIKANER	28.09	0.00	0.00	28.09	41.94
29	CISH, LUCKNOW	46.45	0.00	0.37	46.82	81.65
30	CITH, SRINAGAR	62.97	0.80	0.00	63.77	42.21
31	CPCRI, KASARAGOD	215.79	7.82	0.05	223.66	439.50
32	CPRI, SIMLA	107.52	0.15	0.32	107.99	115.02
33	CTCRI, THIRUVANTHAPURAM	60.08	0.00	0.09	60.17	201.75
34	IIHR, BANGALORE	82.02	5.60	12.09	99.71	128.21
35	IISR, CALICUT	76.32	0.00	0.20	76.52	107.79
36	IIVR, VARANASI	147.04	0.00	4.12	151.16	120.84
37	NRC BANANA, TIRUCHIRAPALLI	32.86	5.40	0.87	39.13	28.56
38	Dte. OF CASHEW RESEARCH, PUTTUR	92.28	0.00	0.04	92.32	118.17
39	CENTRAL CITRUS RESEARCH INSTITUTE, NAGPUR	65.26	0.00	0.72	65.98	54.73
40	NRC GRAPES, PUNE	62.90	1.53	0.31	64.74	122.95
41	Dte. OF MED. & ARO. PLANTS RESEARCH, ANAND	5.51	0.00	0.00	5.51	9.41
42	Dte. OF MUSHROOM RESEARCH, SOLAN	92.96	0.00	4.55	97.51	116.65
43	INDIAN INSTITUTE OF OILPALM RESEARCH, PEDAVEGI	48.83	0.00	0.06	48.89	59.69
44	Dte. OF ONION & GARLIC RESEARCH, PUNE	5.02	0.60	1.73	7.35	3.36
45	NRC ORCHIDS, SIKKIM	0.02	0.40	0.00	0.42	0.22

**ACTUAL ACHIEVEMENTS DURING 2019-20 & Targets for 2020-21 UNDER SCHEDULES-8 (INCOME FROM SALES/SERVICES)
SCHEDULE-10 (FEES/SUBSCRIPTIONS), SCHEDULE-12 (INCOME FROM ROYALTY)**

S. No.	Name of Institute	Actual Achievement for the year 2019-20				Revenue Generation target for the year 2020-21
		Sch. 8	Sch. 10	Sch. 12	Total	Total
		Sales & services	Fees / Subscription	Royalty / Publications		(including Sch.8, Sch. 10 & Sch.12)
46	NRC SEED SPICES, AJMER	17.36	0.00	0.00	17.36	14.55
47	NRC LITCHI, MUZAFFARPUR	10.44	0.22	0.08	10.74	16.34
48	NRC POMEGRANATE, SOLAPUR	6.65	0.00	0.79	7.44	11.85
49	Dte. OF FLORICULTURE, NEW DELHI	2.12	0.00	0.00	2.12	10.60
TOTAL : HORTICULTURAL SCIENCES		1306.08	22.52	26.39	1354.99	1898.23
NATURAL RESOURCE MANAGEMENT						
50	CAZRI, JODHPUR	61.43	0.00	0.00	61.43	22.60
51	CRIDA, HYDERABAD	27.24	0.30	0.04	27.58	32.35
52	INDIAN INSTITUTE OF SOIL & WATER CONSERVATION, DEHRADUN	115.10	0.67	0.12	115.89	94.71
53	CSSRI, KARNAL	104.32	3.20	0.00	107.52	155.29
54	ICAR RES. COM. NEH REGION, BARAPANI	269.53	10.53	0.27	280.33	376.34
55	ICAR RES. COM. EASTERN REG., PATNA	56.63	0.95	0.34	57.92	89.95
56	NRC ON INTEGRATED FARMING , MOTIHARI	5.63	0.00	0.00	5.63	43.96
57	ICAR RES. COMPLEX, GOA	67.10	0.16	1.00	68.26	76.28
58	IISS, BHOPAL	93.17	0.00	103.26	196.43	407.71
59	NBSS & LUP, NAGPUR	120.11	0.00	2.38	122.49	3.67
60	NIASM, BARAMATI	7.93	0.34	0.00	8.27	13.28
61	INDIAN INSTITUTE OF WATER MANAGEMENT, BHUBANESWAR	66.05	0.00	0.00	66.05	102.72
62	CARI (NRC AGROFORESTRY), JHANSI	9.60	0.00	0.00	9.60	29.60
63	Dte. OF WEED SCIENCE RESEARCH, JABALPUR	46.83	0.00	0.05	46.88	56.65
64	INDIAN INSTITUTE OF FARMING SYSTEM RESEARCH, MODIPURAM	35.13	0.20	1.47	36.80	41.59
TOTAL : NRM		1085.80	16.35	108.93	1211.08	1546.70

Contd...

**ACTUAL ACHIEVEMENTS DURING 2019-20 & Targets for 2020-21 UNDER SCHEDULES-8 (INCOME FROM SALES/SERVICES)
SCHEDULE-10 (FEES/SUBSCRIPTIONS), SCHEDULE-12 (INCOME FROM ROYALTY)**

S. No.	Name of Institute	Actual Achievement for the year 2019-20			Revenue Generation target for the year 2020-21	
		Sch. 8	Sch. 10	Sch. 12	Total	Total
		Sales & services	Fees / Subscription	Royalty / Publications		(including Sch.8, Sch. 10 & Sch.12)
AGRICULTURAL ENGINEERING						
65	CIAE, BHOPAL	155.75	7.19	0.31	163.25	60.32
66	CIPHET, LUDHIANA	38.16	0.00	0.00	38.16	30.23
67	CIRCOT, MUMBAI	124.90	0.00	0.32	125.22	112.65
68	(IINRG), RANCHI	27.89	0.00	0.08	27.97	135.41
69	NIRJAFT (NINFET), KOLKATA	15.41	0.00	0.00	15.41	31.90
TOTAL : AGRICULTURAL ENGINEERING		362.11	7.19	0.71	370.01	370.51
ANIMAL SCIENCES						
70	CARI, IZATNAGAR	135.23	0.86	0.14	136.23	138.68
71	CIRB, HISSAR	378.12	0.00	0.00	378.12	397.78
72	CIRG, MAKHDOOM	81.89	3.53	0.19	85.61	75.93
73	CSWRI, AVIKANAGAR	151.20	0.45	0.02	151.67	158.99
74	IVRI, BANGALORE	2.99	0.00	0.00	2.99	3.14
75	NIHSAD (HSADL),BHOPAL	285.79	0.00	0.00	285.79	365.98
76	IVRI, IZATNAGAR	352.16	8.91	0.26	361.33	298.49
77	IVRI, MUKTESWAR	30.52	0.00	0.00	30.52	63.52
78	NBAGR, KARNAL	9.59	1.10	0.41	11.10	12.21
79	NDRI, BANGALORE	39.79	1.09	0.17	41.05	92.11
80	NDRI, KARNAL	373.28	79.84	0.08	453.20	482.93
81	NIANP, BANGALORE	12.72	0.30	0.28	13.30	21.21
82	NRC CAMEL, BIKANER	8.87	0.00	0.00	8.87	11.33
83	NRC EQUINES, HISSAR	87.65	0.00	0.00	87.65	108.91
84	NRC MEAT, HYDERABAD	20.85	0.10	0.00	20.95	11.38
85	NRC MITHUN, JHARNAPANI	0.43	0.00	0.02	0.45	1.41
86	NRC PIG, GHUHATI	30.25	1.21	0.36	31.82	83.54
87	NRC YAK, DIRANG	8.02	0.00	0.00	8.02	8.24
88	NIVEDI (PDADMAS), BANGALORE	6.43	0.00	0.00	6.43	11.98
89	PD FOOT & MOUTH DISEASE	12.70	0.00	0.00	12.70	283.46
90	CENTRAL INSTITUTE OF RESEARCH ON CATTLE, MEERUT	8.27	0.00	0.00	8.27	13.74

**ACTUAL ACHIEVEMENTS DURING 2019-20 & Targets for 2020-21 UNDER SCHEDULES-8 (INCOME FROM SALES/SERVICES)
SCHEDULE-10 (FEES/SUBSCRIPTIONS), SCHEDULE-12 (INCOME FROM ROYALTY)**

S. No.	Name of Institute	Actual Achievement for the year 2019-20				Revenue Generation target for the year 2020-21
		Sch. 8	Sch. 10	Sch. 12	Total	Total
		Sales & services	Fees / Subscription	Royalty / Publications		(including Sch.8, Sch. 10 & Sch.12)
91	DIRECTORATE ON POULTRY RESEARCH, HYDERABAD	192.18	0.00	1.26	193.44	200.32
TOTAL : ANIMAL SCIENCES		2228.93	97.39	3.19	2329.51	2845.29
FISHERIES						
92	CIBA, CHENNAI	67.02	2.92	0.00	69.94	81.18
93	CICFRI, BARACKPORE	30.92	0.00	2.61	33.53	17.40
94	CIFA, BHUBANESHWAR	31.85	2.54	0.12	34.51	35.83
95	CIFE, MUMBAI	51.41	42.28	0.41	94.10	146.74
96	CIFT, COCHIN	75.43	0.00	1.23	76.66	127.45
97	CMFRI, COCHIN	69.66	22.20	0.78	92.64	67.25
98	NBFGR, LUCKNOW	30.56	3.85	0.12	34.53	36.49
99	Dte. OF COLD WATER FISHERIES RESEARCH, BHIMTAL	1.19	1.38	0.01	2.58	4.14
TOTAL : FISHERIES		358.04	75.17	5.28	438.49	516.48
AGRICULTURAL ECONOMICS & STATISTICS						
100	IASRI, NEW DELHI	11.54	0.32	0.00	11.86	19.41
101	NIAP, NEW DELHI	8.40	0.01	0.00	8.41	1.93
TOTAL : AGRICULTURAL ECO. & STAT.		19.94	0.33	0.00	20.27	21.34
AGRICULTURAL EDUCATION						
102	NAARM, HYDERABAD	120.87	129.18	0.01	250.06	242.50
103	CENTRAL INSTITUTE FOR WOMEN IN AGRICULTURE, BHUBANESHWAR	4.42	0.00	0.00	4.42	6.38
TOTAL : AGRICULTURAL EDUCATION		125.29	129.18	0.01	254.48	248.88
AGRICULTURAL EXTENSION						
104	D-KMA, NEW DELHI	0.00	0.00	13.48	13.48	22.44
105	ATARI - I, LUDHIANA	0.00	0.00	0.00	0.00	0.00
106	ATARI- II, KOLKATA	0.00	0.00	0.00	0.00	0.00
107	ATARI- III, BARAPANI	0.00	0.00	0.00	0.00	0.00
108	ATARI- IV, KANPUR	0.00	0.00	0.00	0.00	0.00
109	ATARI - V, HYDERABAD	0.00	0.01	0.00	0.01	0.00

**ACTUAL ACHIEVEMENTS DURING 2019-20 & Targets for 2020-21 UNDER SCHEDULES-8 (INCOME FROM SALES/SERVICES)
SCHEDULE-10 (FEES/SUBSCRIPTIONS), SCHEDULE-12 (INCOME FROM ROYALTY)**

S. No.	Name of Institute	Actual Achievement for the year 2019-20				Revenue Generation target for the year 2020-21
		Sch. 8	Sch. 10	Sch. 12	Total	Total
		Sales & services	Fees / Subscription	Royalty / Publications		(including Sch.8, Sch. 10 & Sch.12)
110	ATARI - VI, JODHPUR	0.00	0.00	0.00	0.00	0.00
111	ATARI - VII, JABALPUR	0.00	0.00	0.00	0.00	0.00
112	ATARI - VIII, BANGALORE	0.00	0.00	0.00	0.00	0.00
113	ATARI -IX, PUNE	0.00	0.00	0.00	0.00	0.00
114	ATARI - X, PATNA	0.00	0.00	0.00	0.00	0.00
115	ATARI - XI, GUWAHATI	0.00	0.00	0.00	0.00	0.00
	TOTAL : AGRICULTURAL EXTENSION	0.00	0.01	13.48	13.49	22.44
	Grand Total	7126.03	518.45	193.89	7646.49	9167.50

BREAK UP OF ACTUAL REVENUE RECEIPTS FOR THE LAST FOUR YEARS

S. No.	Item	Actual Receipts 2017-18	Actual Receipts 2018-19	Actual Receipts 2019-20	Actual Receipts 2020-21
1	Income from Sales of farm produce / livestock	4534.86	4362.76	4317.10	4958.28
2	Income from Services	1738.81	2073.15	2617.05	1750.97
3	Fees / Subscriptions	1081.41	630.43	518.44	414.87
4	Income from Royalty, Publications etc.	142.94	248.46	193.90	113.34
5	Interest Earned on Short-term Deposits	5168.38	10945.41	12715.41	6773.88
6	Interest on Loans and Advances	543.68	960.02	899.62	417.46
7	License Fee from Quarters/ guest house	1319.89	1376.52	2312.40	1416.15
8	Leave salary and Pension contribution	246.40	259.77	353.82	289.30
9	Surplus on sale / disposal of assets	70.32	69.23	92.22	842.01
10	Receipts from Revolving Fund Schemes	5853.03	8217.41	6112.14	7834.31
11	<i>Miscellaneous Income</i> (Sale Proceeds of unserviceable stores/ empties, waste paper, tender papers, application forms & others, Advertisement Charges, other miscellaneous income), <i>Revenue Receipts from Schemes, Charges for use of Transport and Water & Electricity Charges</i>	4482.55	5780.35	6885.32	6867.18
TOTAL: (01 TO 11): REVENUE RECEIPTS REALISED		25182.28	34923.51	36837.42	31677.75
12	Recovery of Loans & Advances	815.76	650.31	922.51	649.61
GRAND TOTAL		25998.04	35573.82	37759.93	32327.36

Note: The above information is taken from the ICAR's Consolidated Annual Accounts for the financial year 2017-18,2018-19,2019-20,2020-21 is strictly as per the Schedules of the Annual Accounts.

PART – III (A)
**ABSTRACT OF ACTUALS
& ALLOCATION**

DISCIPLINE-WISE SUMMARY OF ACTUALS 2019-20*(Rs. in lakhs)*

S. No.	DIVISION	Capital Expenditure	Revenue Expenditure	Loans and Advances Expenditure	Total Expenditure (3+4+5)
1	2	3	4	5	6
1	CROP SCIENCES	20183.23	175440.36	203.87	195827.46
2	HORTICULTURAL SCIENCES	3064.57	65964.26	203.49	69232.32
3	ANIMAL SCIENCES	5377.31	95859.74	246.46	101483.50
4	NATURAL RESOURCE MANAGEMENT	3391.44	77551.93	252.98	81196.35
5	FISHERIES	4688.30	55269.72	187.48	60145.50
6	AGRICULTURAL ENGINEERING	880.23	21952.23	74.39	22906.84
7	AGRICULTURAL ECO. & STAT.	1018.07	7933.82	0.00	8951.89
8	AGRICULTURAL EDUCATION	1291.60	11426.98	4.50	12723.08
9	AGRICULTURAL EXTENSION	307.48	87724.59	30.00	88062.07
10	ICAR HQRS. INCLUDING ASRB, DKMA, IPR MANAGEMENT & SERVICE SECTION, KAB	1829.20	60541.58	0.00	62370.79
11	NAHEP EAP	24.76	15482.73	0.00	15507.49
	TOTAL	42056.19	675147.91	1203.18	718407.29

DISCIPLINE-WISE SUMMARY OF ACTUALS 2020-21*(Rs. in lakhs)*

S. No.	DIVISION	Capital Expenditure	Revenue Expenditure	Loans and Advances Expenditure	Total Expenditure (3+4+5)
1	2	3	4	5	6
1	CROP SCIENCES	17762.02	173222.90	0.00	190984.92
2	HORTICULTURAL SCIENCES	1946.32	67373.11	7.00	69326.43
3	ANIMAL SCIENCES	2063.12	95763.44	1.80	97828.36
4	NATURAL RESOURCE MANAGEMENT	2898.89	76436.10	1.40	79336.39
5	FISHERIES	2650.07	56045.41	0.00	58695.48
6	AGRICULTURAL ENGINEERING	613.72	21848.77	2.60	22465.08
7	AGRICULTURAL ECO. & STAT.	2074.45	8954.33	0.00	11028.79
8	AGRICULTURAL EDUCATION	631.29	10739.26	3.00	11373.55
9	AGRICULTURAL EXTENSION	428.31	107876.19	0.00	108304.50
10	ICAR HQRS. INCLUDING ASRB, DKMA, IPR MANAGEMENT & SERVICE SECTION, KAB	266.09	53222.21	0.00	53488.30
11	NAHEP EAP	40.03	16210.14	0.00	16250.17
	TOTAL	31374.32	687691.86	15.80	719081.98

**DISCIPLINE-WISE SUMMARY OF ALLOCATION
REVISED ESTIMATES 2019-20**

(Rs. in lakh)

Sl. No.	Division	OTHER THAN NEH& TSP				NEH				TSP			SCSP			GRAND TOTAL (7+11+14+17)
		Capital	Salary	General	Total	Capital	Salary	General	Total	Capital	General	Total	Capital	General	Total	Grand Total
1	2	3	4	6	7	8	9	10	11	12	13	14	15	16	17	18
1	CROP SCIENCES	16200.00	89087.48	73071.41	178358.89	1200.00	1538.00	2100.00	4838.00	100.00	2000.00	2100.00	1500.00	3770.50	5270.50	190567.39
2	HORTICULTURAL SCIENCES	2174.63	36975.07	22397.60	61547.30	515.00	1203.00	672.10	2390.10	87.00	659.00	746.00	238.29	1201.32	1439.61	66123.01
3	ANIMAL SCIENCES	4985.26	40931.66	47182.83	93099.75	78.20	964.72	1351.63	2394.55	33.84	1156.16	1190.00	610.60	1970.48	2581.08	99265.38
4	NRM	1874.15	44216.39	22567.76	68658.30	595.00	30.00	2385.50	3010.50	146.18	836.82	983.00	355.36	962.93	1318.29	73970.09
5	NICRA	300.00	0.00	3470.00	3770.00	60.00	0.00	400.00	460.00	0.00	0.00	0.00	40.00	330.00	370.00	4600.00
6	FISHERIES	2621.62	23037.57	29235.94	54895.13	18.29	0.00	82.71	101.00	74.08	246.03	320.11	245.65	936.22	1181.87	56498.11
7	AGRICULTURAL ENGINEERING	1009.23	13032.39	7666.77	21708.39	37.95	215.79	141.01	394.75	0.00	0.00	0.00	162.33	369.04	531.37	22634.51
8	AGRICULTURAL ECO. & STAT.	179.48	3398.06	3645.25	7222.79	0.00	0.00	0.00	0.00	0.00	0.00	0.00	16.25	230.77	247.02	7469.81
9	AGRICULTURAL EDUCATION	17519.00	4247.23	22178.46	43944.69	305.00	0.00	1711.00	2016.00	825.00	1444.00	2269.00	2248.00	2283.54	4531.54	52761.23
10	AGRICULTURAL EXTENSION	6046.28	65715.02	10185.77	81947.07	635.93	10890.58	612.07	12138.58	1587.53	1395.38	2982.91	748.51	1087.00	1835.51	98904.07
11	ICAR Hqrs.	5664.00	8701.03	22737.37	37102.40	0.00	0.00	0.00	0.00	0.00	0.00	0.00	0.00	0.00	0.00	37102.40
12	NASF	1200.00	60.00	3800.00	5060.00	0.00	0.00	0.00	0.00	0.00	0.00	0.00	0.00	0.00	0.00	5060.00
13	NAHEP (EAP)	6982.00	0.00	13803.00	20785.00	0.00	0.00	0.00	0.00	0.00	0.00	0.00	0.00	0.00	0.00	20785.00
GRAND TOTAL		66755.65	329401.90	281942.16	678099.71	4851.37	14698.10	8194.01	27743.48	2853.63	7737.39	10591.02	6164.99	13141.80	19306.79	735741.00

**DISCIPLINE-WISE SUMMARY OF ALLOCATION
BUDGET ESTIMATES 2020-21**

(Rs. in lakh)

Sl. No.	Division	OTHER THAN NEH& TSP				NEH				TSP			SCSP			GRAND TOTAL (7+11+14+17)
		Capital	Salary	General	Total	Capital	Salary	General	Total	Capital	General	Total	Capital	General	Total	Grand Total
1	2	3	4	6	7	8	9	10	11	12	13	14	15	16	17	18
1	CROP SCIENCES	22000.00	93148.55	76585.47	191734.02	1412.00	1504.36	2100.00	5016.36	100.00	2000.00	2100.00	3938.00	2000.00	5938.00	204788.38
2	HORTICULTURAL SCIENCES	2300.00	38761.73	24172.32	65234.05	593.00	694.55	1347.00	2634.55	96.00	738.00	834.00	265.00	1345.00	1610.00	70312.60
3	ANIMAL SCIENCES	3495.00	43095.04	50892.79	97482.83	637.00	2663.00	1372.42	4672.42	39.00	1380.00	1419.00	417.00	2322.00	2739.00	106313.25
4	NRM	2081.93	46471.88	24961.07	73514.88	648.04	31.65	2599.96	3279.65	141.53	696.47	838.00	393.39	1052.61	1446.00	79078.53
5	NICRA	380.00	0.00	3870.00	4250.00	80.00	0.00	440.00	520.00	0.00	0.00	0.00	55.00	375.00	430.00	5200.00
6	FISHERIES	2221.00	24263.44	31596.38	58080.82	90.00	0.00	270.00	360.00	205.00	465.80	670.80	339.60	955.20	1294.80	60406.42
7	AGRICULTURAL ENGINEERING	1337.70	13762.67	7944.00	23044.37	85.00	210.30	227.64	522.94	0.00	0.00	0.00	202.00	379.00	581.00	24148.31
8	AGRICULTURAL ECO. & STAT.	109.00	3574.70	3586.44	7270.14	0.00	0.00	0.00	0.00	0.00	0.00	0.00	25.00	224.00	249.00	7519.14
9	AGRICULTURAL EDUCATION	20267.00	4868.51	22040.00	46993.51	2000.00	0.00	560.00	2560.00	832.00	1900.00	2732.00	2911.00	1530.00	4441.00	56726.51
10	AGRICULTURAL EXTENSION	6696.40	68595.70	11050.60	86345.70	601.52	766.48	12169.38	13537.38	1741.29	1529.71	3271.00	823.36	1189.64	2013.00	105167.08
11	ICAR Hqrs.	4275.00	9092.96	25100.00	38467.96	0.00	0.00	0.00	0.00	0.00	0.00	0.00	0.00	0.00	0.00	38467.96
12	NASF	1900.00	46.82	3600.00	5546.82	0.00	0.00	0.00	0.00	0.00	0.00	0.00	0.00	0.00	0.00	5546.82
13	NAHEP (EAP)	9200.00	0.00	13800.00	23000.00	0.00	0.00	0.00	0.00	0.00	0.00	0.00	0.00	0.00	0.00	23000.00
	GRAND TOTAL	76266.03	345500.00	299199.07	720840.50	6146.56	16000.00	10956.74	33103.30	3154.82	8709.98	11864.80	7431.35	13310.45	20741.80	786675.00

**DISCIPLINE-WISE SUMMARY OF ALLOCATION
REVISED ESTIMATES 2020-21**

(Rs. in lakh)																
Sl. No.	Division	OTHER THAN NEH& TSP				NEH				TSP			SCSP			GRAND TOTAL (7+11+14+17)
		Capital	Salary	General	Total	Capital	Salary	General	Total	Capital	General	Total	Capital	General	Total	Grand Total
1	2	3	4	6	7	8	9	10	11	12	13	14	15	16	17	18
1	CROP SCIENCES	15544.00	89607.04	72598.05	177749.09	998.00	0.00	2007.00	3005.00	70.00	1877.00	1947.00	1413.00	3695.00	5108.00	187809.09
2	HORTICULTURAL SCIENCES	1331.00	36759.78	24406.58	62497.36	470.00	0.00	1347.00	1817.00	60.00	738.00	798.00	165.00	1345.00	1510.00	66622.36
3	ANIMAL SCIENCES	2294.00	41412.37	47819.69	91526.06	418.00	0.00	2323.00	2741.00	26.00	1185.00	1211.00	274.00	1994.00	2268.00	97746.06
4	NRM	2043.00	42371.46	23118.40	67532.86	637.00	0.00	2599.00	3236.00	139.00	696.00	835.00	386.00	1052.00	1438.00	73041.86
5	NICRA	356.00	0.00	3717.00	4073.00	75.00	0.00	423.00	498.00	0.00	0.00	0.00	52.00	360.00	412.00	4983.00
6	FISHERIES	1418.00	22437.13	30392.46	54247.59	66.00	0.00	270.00	336.00	131.00	465.00	596.00	218.00	955.00	1173.00	56352.59
7	AGRICULTURAL ENGINEERING	869.00	13204.26	7460.98	21534.24	55.00	0.00	192.00	247.00	0.00	0.00	0.00	131.00	339.00	470.00	22251.24
8	AGRICULTURAL ECO. & STAT.	109.00	3526.83	3443.32	7079.15	0.00	0.00	0.00	0.00	0.00	0.00	0.00	25.00	224.00	249.00	7328.15
9	AGRICULTURAL EDUCATION	7214.00	4367.74	21480.35	33062.09	1146.00	0.00	560.00	1706.00	200.00	1900.00	2100.00	1440.00	1530.00	2970.00	39838.09
10	AGRICULTURAL EXTENSION	6359.00	95831.08	11106.29	113296.37	574.00	0.00	766.00	1340.00	1653.00	1529.00	3182.00	782.00	1189.00	1971.00	119789.37
11	ICAR Hqrs.	2100.00	8270.00	21837.88	32207.88	0.00	0.00	0.00	0.00	0.00	0.00	0.00	0.00	0.00	0.00	32207.88
12	NASF	1000.00	45.31	3200.00	4245.31	0.00	0.00	0.00	0.00	0.00	0.00	0.00	0.00	0.00	0.00	4245.31
13	NAHEP (EAP)	9000.00	0.00	9000.00	18000.00	0.00	0.00	0.00	0.00	0.00	0.00	0.00	0.00	0.00	0.00	18000.00
GRAND TOTAL		49637.00	357833.00	279581.00	678971.00	4439.00	0.00	10487.00	14926.00	2279.00	8390.00	10669.00	4886.00	12683.00	17569.00	730215.00

PART – III (B)

**INSTITUTE-WISE ABSTRACT OF
ALLOCATION (2019-2020 & 2020-2021)**

**INSTITUTE-WISE ABSTRACT OF
ALLOCATION (2019-2020 & 2020-2021)**

NAME OF INSTITUTE	RE 2019-2020	BE 2020-21	RE 2020-21
CROP SCIENCES			
CICR, NAGPUR	6403.85	6542.82	6099.10
CRIJAF, BARRACKPORE	3991.13	3994.95	3819.23
NRRI (CRRI), CUTTACK	12195.51	12568.22	10798.21
CTRI, RAJAHMUNDRY	5731.18	5561.35	5525.12
IARI, NEW DELHI	62365.47	66416.37	58759.84
IARI, JHARKHAND	2290.38	5117.00	2268.24
IGFRI, JHANSI	6365.69	6682.12	6148.60
IIPR, KANPUR	8299.07	8509.41	7393.70
IISR, LUCKNOW	8452.52	9600.82	8194.74
NBAIM, MAU	1554.45	1637.87	1686.17
NBPGR, NEW DELHI	11376.21	12794.28	11740.73
SBI, COIMBATORE	4619.11	4777.28	4335.42
VPKAS, ALMORA	2954.13	3354.78	2267.25
NRCIPM (NCIPM), PUSA	2350.64	2690.46	3424.59
DTE. ON GROUNDNUT, JUNAGADH	3068.96	3301.76	3290.22
NIPB (NRCPB), N.D.	2330.94	2422.13	2380.27
DTE ON R & M, BHARATPUR	2604.09	2731.14	2667.76
IIMR(DTE. OF SORGHUM RES.) HYD.	5431.10	5601.69	5804.19
IISR (DSR), INDORE	2727.92	3033.43	3212.69
NBAIR (PDBC), BANGALORE	2478.44	2567.70	2391.59
IIMR (DMR), LUDHIANA	4135.66	4344.55	4036.26
IIOR (DOR), HYDERABAD	5773.15	5543.49	5363.29
IIRR (DRR), HYDERABAD	8311.71	8873.51	8593.59
IWBR (DWR), KARNAL	4825.16	4829.32	4675.14
IISS (DSR), Maunath Bhanjan	4094.12	4238.29	4338.84
NIBSM, RAIPUR	2547.17	3408.37	3473.87
IIAB, RANCHI	2730.79	3219.20	4571.94
CAZRI, JODHPUR (AINP on Vertebrate Pest Management)	558.84	426.07	548.50
TOTAL : CROP SCIENCES	190567.39	204788.38	187809.09
HORTICULTURAL SCIENCES			
CIARI (CARI), PORT BLAIR	2818.45	2773.92	2504.08
CIAH, BIKANER	2739.37	3048.19	3178.92
CISH, LUCKNOW	3122.72	3350.88	2906.81
CITH, SRINAGAR	953.82	1252.40	1035.04
CPCRI, KASARAGOD	8021.38	8751.42	7935.06
CPRI, SIMLA	7983.03	8107.38	8226.77
CTCRI, THIRUVANTHAPURAM	2930.55	3128.03	3052.93
IIHR, BANGALORE	13717.03	13773.17	13388.90
IISR, CALICUT	2846.07	3050.98	2966.23
IIVR, VARANASI	4811.72	5058.47	4870.45
NRC BANANA, TIRUCHIRAPALLI	1209.62	1269.14	1256.21
DTE. OF CASHEW RES, PUTTUR	1547.69	1506.75	1536.01
CCRI (NRC CITRUS), NAGPUR	1913.63	1929.03	1896.31
NRC GRAPES, PUNE	1226.01	1467.92	1337.26
DTE OF MAPR, ANAND	1826.09	1809.28	1837.60
DTE OF MUSHROOM RES, SOLAN	1357.26	1384.30	1302.50
IIOPR (DTE OF OILPALM), PEDAVEGI	1277.21	1321.02	1282.60
DTE ON ONION & GARLIC, PUNE	1378.81	1429.49	1300.59

**INSTITUTE-WISE ABSTRACT OF
ALLOCATION (2019-2020 & 2020-2021)**

NAME OF INSTITUTE	RE 2019-2020	BE 2020-21	RE 2020-21
NRC ORCHIDS, SIKKIM	659.35	661.11	517.73
NRC SEED SPICES, AJMER	972.00	1035.45	1036.76
NRC LITCHI, MUZAFFARPUR	724.39	893.97	599.19
NRC POMEGRANATE, SHOLAPUR	771.19	1173.96	896.09
DTE of FLORICULTURE, PUNE	1315.62	2136.34	1758.32
TOTAL : HORT. SCIENCES	66123.01	70312.60	66622.36
ANIMAL SCIENCES			
CARI, IZATNAGAR	4046.03	3983.55	2965.31
CIRB, HISSAR	4167.82	4342.16	3730.17
CIRG, MAKHDOOM	4063.37	4368.73	3863.80
CSWRI, AVIKANAGAR	5231.84	5693.09	4912.71
IVRI, IZATNAGAR	36336.25	38325.10	35976.34
NISHAD(HSADL), BHOPAL	1883.00	2075.50	1764.73
NBAGR, KARNAL	1711.92	2401.72	2206.64
NDRI, KARNAL	21491.03	23609.94	22830.34
NIANP, BANGALORE	2608.94	2443.89	2184.36
NRC CAMEL, BIKANER	1366.31	1576.50	1355.74
NRC EQUINES, HISSAR	2293.62	2178.41	1892.89
NRC MEAT, HYDERABAD	1081.00	1239.14	1119.35
NRC MITHUN, JHARNAPANI	1053.92	1132.73	962.22
NRC PIG, GUWAHATI	2072.21	2378.17	2359.10
NRC YAK, DIRANG	997.51	1070.91	952.27
NIVEDI (PD ADMAS), BANGALORE	1418.06	1564.57	1356.96
CIRC (PD CATTLE), MODIPURAM	2279.20	2521.48	2126.65
DTR. OF FOOT&MOUTH DISEASE MukT.	1701.78	1699.10	1424.22
DTE. OF POULTRY RES., HYDERABAD	3461.57	3708.56	3762.26
TOTAL : ANIMAL SCIENCES	99265.38	106313.25	97746.06
NRM DIVISION			
CAZRI, JODHPUR	11725.89	12443.49	11738.72
CRIDA, HYDERABAD	7282.33	7726.79	6938.85
IIS & WC (CS &WCR& TI), DEHRADUN	6250.58	6399.56	5860.30
CSSRI, KARNAL	4438.19	4886.42	4697.06
ICAR RC NEHREGION, BARAPANI	11387.09	12098.28	10445.36
ICAR RES. COM. ER, PATNA	3781.19	4062.15	3565.26
CCARI (ICAR RES. COMPLEX), GOA	1507.52	1680.30	1813.54
IISS, BHOPAL	4712.27	4995.23	5090.66
NBSS&LUP, NAGPUR	8369.86	9127.50	7819.14
CARI (NRC AGROFORESTRY), JHANSI	2705.42	2802.31	2275.45
IIWM, BHUBANESWAR	3762.34	4088.37	3812.55
MGIFRI, MOTIHARI	721.33	647.56	685.58
DTE. OF WEED RESEARCH, JABAPUR	1820.18	1983.88	2046.54
IIFSR (PDCSR), MODIPURAM	4069.46	4492.54	4777.82
NIASM, Malegoan, Baramati	1436.44	1644.15	1475.03
TOTAL : NRM	73970.09	79078.53	73041.86
NICRA	4600.00	5200.00	4983.00
FISHERIES			
CIBA, CHENNAI	5798.45	6528.72	5853.32
CIFRI, BARACKPORE	10943.43	11528.51	10843.16
CIFA, BHUBANESHWAR	4954.98	5148.38	4473.02

INSTITUTE-WISE ABSTRACT OF ALLOCATION (2019-2020 & 2020-2021)

NAME OF INSTITUTE	RE 2019-2020	BE 2020-21	RE 2020-21
CIFE, MUMBAI	9019.92	9507.91	9027.54
CIFT, COCHIN	4830.29	5048.78	4991.80
CMFRI, COCHIN	16447.96	17847.74	16384.26
NBFGR, LUCKNOW	3092.88	3305.87	3353.42
DTE. COLD WATER FISHERIES, BHIMTAL	1410.20	1490.51	1426.07
TOTAL : FISHERIES	56498.11	60406.42	56352.59
AGRICULTURAL ENGINEERING			
CIAE, BHOPAL	10182.38	10622.61	9785.53
CIPHET, Ludhiana	4708.06	4990.30	4751.46
CIRCOT, MUMBAI	3002.46	3492.62	2943.47
IINRG, RANCHI	2745.89	2724.24	2621.09
NINFET, KOLKATA	1995.72	2318.54	2149.69
TOTAL: AGRIL. ENGINEERING	22634.51	24148.31	22251.24
AGRIL. ECO. & STAT.			
IASRI, NEW DELHI	6138.48	6249.49	6155.95
NIAE & PR (NCAE&PR), NEW DELHI	1331.33	1269.65	1172.20
TOTAL : AGRIL. ECO. & STAT.	7469.81	7519.14	7328.15
AGRIL. EDUCATION			
NAARM, HYDERABAD	8838.79	9535.51	8105.69
AG. EDUCATION DIVISION	3231.23	3102.00	3146.40
CENTRAL INST WOMEN IN AGRIL., BHUB.	40691.21	44089.00	28586.00
TOTAL : AGRIL. EDUCATION	52761.23	56726.51	39838.09
ICAR HEADQUARTERS, N.D.	35161.40	36527.96	30482.88
NAIF	1941.00	1940.00	1725.00
TOTAL : ICAR Hqrs	37102.40	38467.96	32207.88
NASF	5060.00	5546.82	4245.31
AGRIL. EXTENSION			
DKMA, New Delhi	985.94	1014.08	995.77
ATARI ZONE-I, Ludhiana	10016.13	10899.73	11914.34
ATARI ZONE-II, Jodhpur	9235.97	9574.41	10041.36
ATARI ZONE-III, Kanpur	11914.20	12599.89	14607.34
ATARI ZONE-IV, Patna	7199.99	7627.01	8742.68
ATARI ZONE-V, Kolkata	7964.81	8560.05	9940.09
ATARI ZONE-VI, Guwahati	7325.36	8006.85	8911.85
ATARI ZONE-VII, Barapani	7576.95	8337.66	8032.00
ATARI ZONE-VIII, Pune	10520.84	11128.23	13721.50
ATARI ZONE-IX, Jabalpur	8723.01	8934.92	11876.63
ATARI ZONE-X, Hyderabad	9674.74	10194.45	11876.05
ATARI ZONE-XI, Bengaluru	7541.13	7668.51	8934.76
AGRI. EXTENSION	20.00	30.00	20.00
NETWORK PROJECT	105.00	145.00	145.00
DISASTER MGMT.	100.00	100.00	30.00
Arya project	0.00	181.29	0.00
Farmer first	0.00	165.00	0.00
TOTAL AGRIL. EXTENSION	98904.07	105167.08	119789.37
NAHEP(EAP)	20785.00	23000.00	18000.00
TOTAL NAHEP	20785.00	23000.00	18000.00
GRAND TOTAL	735741.00	786675.00	730215.00

PART – IV

**INSTITUTE-WISE ACTUAL
EXPENDITURE
2019-2020 & 2020-2021**

INSTITUTE-WISE ACTUAL EXPENDITURE FOR THE YEAR 2019-20

(Rs. In lakh)

Sl. No.	Name of Institute	2019-2020			
		Capital	Revenue	Loan & Advance	Grand Total
(A) CROP SCIENCES					
1	CICR, NAGPUR	269.25	6227.84	25.79	6522.88
2	CRIJAF, BARRACKPORE	56.82	4207.23	26.90	4290.95
3	NRRI (CRRRI), CUTTACK	1299.33	10969.20	28.80	12297.33
4	CTRI, RAJAHMUNDRY	48.61	5917.79	0.00	5966.40
5	IARI, NEW DELHI	9392.40	59474.97	0.00	68867.37
5A	IARI, JHARKHAND	0.00	0.00	0.00	0.00
6	IGFRI, JHANSI	59.58	6607.97	0.00	6667.55
7	IIPR, KANPUR	890.34	7440.32	0.00	8330.66
8	IISR, LUCKNOW	245.96	8294.97	19.65	8560.58
9	NBAIM, MAU	36.40	1425.19	7.24	1468.83
10	NBPGR, NEW DELHI	809.08	10507.96	0.00	11317.03
11	SBI, COIMBATORE	145.20	4501.80	63.50	4710.50
12	VPKAS, ALMORA	718.73	2519.36	3.00	3241.08
13	Dte. OF GROUNDNUT RESEARCH, JUNAGADH	214.00	2905.92	0.00	3119.92
14	Dte. OF RAPESEED & MUSTARD RESEARCH, BHARATPUR	41.22	2725.15	1.50	2767.87
15	II MILLETS R (Dte. OF SORGHUM RESEARCH), HYDERABAD	92.91	5618.71	0.00	5711.63
16	IISR (Dte. OF SOYBEAN RESEARCH), INDORE	44.96	2730.60	25.50	2801.06
17	NCIPM (NRC INT.PEST MANAGEMENT), NEW DELHI	469.82	1897.41	0.00	2367.23
18	NIPB (NRC ON PLANT BIOTEC.), NEW DELHI	264.71	2265.62	0.00	2530.33
19	NBAIR (PDBC) BANGALORE	117.99	2330.46	0.00	2448.45
20	IIMR (Dte. OF MAIZE RESEARCH), LUDHIANA	614.43	3595.15	0.00	4209.58
21	IIOR (Dte. OF OILSEED RESEARCH), HYDERABAD	192.02	5628.91	2.00	5822.93
22	IIRR (Dte. OF RICE RESEARCH), HYDERABAD	55.53	8068.79	0.00	8124.32
23	IIWBR (Dte. OF WHEAT RESEARCH), KARNAL	157.65	4544.80	0.00	4702.45
24	IISS (Dte. OF SEED RESEARCH), MAU	90.85	3593.93	0.00	3684.79
25	IIAB, RANCHI	2110.55	582.99	0.00	2693.54
26	NIBSM, RAIPUR	1744.89	857.30	0.00	2602.19
TOTAL : CROP SCIENCES		20183.23	175440.36	203.87	195827.46
(B) HORTICULTURAL SCIENCES					
27	CIARI (CARI), PORT BLAIR	203.04	3264.30	4.00	3471.34
28	CIAH, BIKANER	104.52	2819.52	0.00	2924.05
29	CISH, LUCKNOW	115.40	3111.19	39.80	3266.39
30	CITH, SRINAGAR	49.29	970.72	0.00	1020.02
31	CPCRI, KASARAGOD	18.83	8294.06	0.00	8312.88
32	CPRI, SIMLA	155.25	7921.74	22.80	8099.80
33	CTCRI, THIRUVANTHAPURAM	178.25	2831.74	13.33	3023.33
34	IIHR, BANGALORE	762.29	13935.94	20.16	14718.40
35	IISR, KOZHIKODE	169.96	2994.93	0.00	3164.89
36	IIVR, VARANASI	185.93	4994.43	0.00	5180.35
37	NRC BANANA, TIRUCHIRAPALLI	158.84	1122.98	2.00	1283.83
38	Dte. OF CASHEW RESEARCH, PUTTUR	121.80	1457.36	0.00	1579.16

INSTITUTE-WISE ACTUAL EXPENDITURE FOR THE YEAR 2019-20

(Rs. In lakh)

Sl. No.	Name of Institute	2019-2020			
		Capital	Revenue	Loan & Advance	Grand Total
39	CCRI (NRC CITRUS), NAGPUR	107.09	1672.34	0.00	1779.43
40	NRC GRAPES, PUNE	71.56	1170.68	24.50	1266.75
41	Dte. OF MED. & ARO. PLANTS RESEARCH, ANAND	28.57	1777.65	0.00	1806.23
42	Dte. OF MUSHROOM RESEARCH, SOLAN	91.92	1219.31	2.00	1313.23
43	IIOPR (Dte. OF OILPALM RESEARCH), PEDAVEGI	18.00	1244.88	0.00	1262.88
44	Dte. OF ONION & GARLIC RESEARCH, PUNE	57.98	1299.26	0.00	1357.24
45	NRC ORCHIDS, SIKKIM	10.34	452.95	0.00	463.29
46	NRC SEED SPICES, AJMER	59.89	933.01	0.50	993.39
47	NRC LITCHI, MUZAFFARPUR	131.85	637.55	25.00	794.40
48	NRC POMEGRANATE, SOLAPUR	63.20	727.26	24.40	814.86
49	Dte. OF FLORICULTURE RES., PUNE	200.76	1110.45	25.00	1336.21
TOTAL : HORTICULTURAL SCIENCES		3064.57	65964.26	203.49	69232.32
(C) NATURAL RESOURCE MANAGEMENT					
50	CAZRI, JODHPUR	362.56	12380.89	36.20	12779.64
51	CRIDA, HYDERABAD	227.02	7724.45	0.00	7951.46
52	IIS&WC (CS & WCR & TI), DEHRADUN	120.92	6166.04	1.00	6287.96
53	CSSRI, KARNAL	109.68	4480.53	0.00	4590.20
54	ICAR RES. COM. NEH REGION, BARAPANI	917.90	14956.06	58.70	15932.66
55	ICAR RES. COM. EASTERN REG., PATNA	121.64	4002.00	1.00	4124.63
56	MGIFRI (NRC ON INTEGRATED FARMING) MOTIHARI	373.04	348.04	0.00	721.08
57	CCARI (ELA OLD GOA, ICAR RES. COMPLEX), GOA	79.38	1644.90	1.26	1725.53
58	IISS, BHOPAL	121.98	4375.87	116.35	4614.21
59	NBSS & LUP, NAGPUR	74.82	8315.29	0.50	8390.61
60	NIASM, BARAMATI	306.63	1255.88	0.00	1562.51
61	IIWM (Dte. OF WATER MANAGEMENT), BHUBANESWAR	350.65	3534.64	25.00	3910.28
62	CARI (NRC AGROFORESTRY), JHANSI	68.18	2685.25	12.98	2766.41
63	Dte. OF WEED SCIENCE RESEARCH, JABALPUR	79.54	1778.38	0.00	1857.92
64	IIFSR (PD FARMING SYSTEM RESEARCH), MODIPURAM	77.53	3903.72	0.00	3981.26
TOTAL : NRM		3391.44	77551.93	252.98	81196.35
(D) AGRICULTURAL ENGINEERING					
65	CIAE, BHOPAL	199.38	10200.09	51.89	10451.36
66	CIPHET, LUDHIANA	164.64	4538.90	20.00	4723.55
67	CIRCOT, MUMBAI	272.34	2701.52	0.00	2973.86
68	IINR & G, RANCHI	192.02	2506.97	0.00	2698.98
69	NINFET (NIRJAFT), KOLKATA	51.85	2004.75	2.50	2059.10
TOTAL : AGRICULTURAL ENGINEERING		880.23	21952.23	74.39	22906.84
(E) ANIMAL SCIENCES					
70	CARI, IZATNAGAR	545.78	3582.18	24.43	4152.39
71	CIRB, HISSAR	386.18	3793.88	23.66	4203.73
72	CIRG, MAKHDOOM	163.73	3908.70	0.00	4072.44
73	CSWRI, AVIKANAGAR	102.75	5112.04	4.80	5219.59
74	IVRI, BANGALORE	27.75	1421.51	0.00	1449.27
75	NIHSAD (IVRI), BHOPAL	165.39	1730.98	16.25	1912.62
76	IVRI, IZATNAGAR	1143.81	31499.35	19.95	32663.11

Contd..

INSTITUTE-WISE ACTUAL EXPENDITURE FOR THE YEAR 2019-20

(Rs. In lakh)

Sl. No.	Name of Institute	2019-2020			
		Capital	Revenue	Loan & Advance	Grand Total
77	IVRI, MUKTESWAR	82.24	2632.73	4.86	2719.83
78	NBAGR, KARNAL	62.72	1779.80	0.00	1842.52
79	NDRI, BANGALORE	96.72	2102.08	1.95	2200.75
80	NDRI, KARNAL	636.34	20056.77	39.41	20732.51
81	NIANP, BANGALORE	254.86	2446.16	58.16	2759.18
82	NRC CAMEL, BIKANER	139.08	1216.39	0.00	1355.47
83	NRC EQUINES, HISAR	239.37	2119.08	25.50	2383.95
84	NRC MEAT, HYDERABAD	219.80	819.88	0.00	1039.68
85	NRC MITHUN, JHARNAPANI	310.49	1098.17	0.00	1408.67
86	NRC PIG, GHUHATI	183.19	1804.96	25.50	2013.64
87	NRC YAK, DIRANG	96.19	913.14	1.50	1010.84
88	NIVE & DI (PD ADMAS), BANGALORE	146.20	1305.26	0.00	1451.46
89	Dte. FOOT & MOUTH DISEASE, MUKTESHWAR	96.56	1487.99	0.00	1584.55
90	CIRC (PD CATTLE), MEERUT MODIPURAM	67.79	2022.42	0.00	2090.21
91	DPR (PD POULTRY), HYDERABAD	210.35	3006.25	0.50	3217.10
TOTAL : ANIMAL SCIENCES		5377.31	95859.74	246.46	101483.50
(F) FISHERIES					
92	CIBA, CHENNAI	899.33	5597.03	0.00	6496.36
93	CIFRI, BARACKPORE	444.95	10659.62	45.66	11150.23
94	CIFA, BHUBANESHWAR	1058.56	4894.10	0.00	5952.66
95	CIFE, MUMBAI	557.21	9179.43	0.00	9736.64
96	CIFT, COCHIN	398.32	4623.35	51.85	5073.51
97	CMFRI, COCHIN	774.65	16354.47	14.97	17144.10
98	NBFGR, LUCKNOW	372.19	2635.67	75.00	3082.85
99	Dte. OF COLD WATER FISHERIES RESEARCH, BHIMTAL	183.09	1326.05	0.00	1509.14
TOTAL : FISHERIES		4688.30	55269.72	187.48	60145.50
(G) AGRICULTURAL ECONOMICS & STATISTICS					
100	IASRI, NEW DELHI	942.92	6621.21	0.00	7564.14
101	NIAE & PR (NRCAE & PR), NEW DELHI	75.15	1312.60	0.00	1387.75
TOTAL : AGRICULTURAL ECO. & STAT.		1018.07	7933.82	0.00	8951.89
(H) AGRICULTURAL EDUCATION					
102	NAARM, HYDERABAD	690.38	8416.74	4.00	9111.12
103	CIWA (Dte. RES. OF WOMEN IN AGRICULTURE), BHUBANESHWAR	601.22	3010.23	0.50	3611.95
TOTAL : AGRICULTURAL EDUCATION		1291.60	11426.98	4.50	12723.08
(I) AGRICULTURAL EXTENSION					
104	ATARI- I, LUDHINANA	1.36	9899.94	0.00	9901.30
105	ATARI- II, KOLKATA	0.88	6584.18	0.00	6585.06
106	ATARI- III, BARAPANI	80.10	5319.65	30.00	5429.75
107	ATARI- IV, KANPUR	2.34	10655.83	0.00	10658.17
108	ATARI- V, HYDERABAD	1.00	8929.71	0.00	8930.71
109	ATARI- VI, JODHPUR	89.95	8439.99	0.00	8529.94
110	ATARI- VII, JABALPUR	8.94	8380.80	0.00	8389.73
111	ATARI- VIII, BANGALORE	2.42	6462.05	0.00	6464.47

INSTITUTE-WISE ACTUAL EXPENDITURE FOR THE YEAR 2019-20*(Rs. In lakh)*

Sl. No.	Name of Institute	2019-2020			
		Capital	Revenue	Loan & Advance	Grand Total
112	ATARI- IX PUNE	0.00	10102.61	0.00	10102.61
113	ATARI-X, PATNA	16.61	7009.76	0.00	7026.37
114	ATARI-XI, GUWAHATI	103.89	5940.07	0.00	6043.96
TOTAL : AGRICULTURAL EXTENSION		307.48	87724.59	30.00	88062.07
(J) HEAD QUARTER					
115	A.S.R.B., NEW DELHI	0.00	0.00	0.00	0.00
116	(i) HEAD QTR (HQR A/C)	1821.09	23414.76	0.00	25235.86
117	(ii) HEAD QTR (GENERAL A/C)	0.00	0.00	0.00	0.00
118	(iii) HEAD QTR (EDUCATION DIVISION)	0.00	34612.26	0.00	34612.26
119	SERVICE SECTION	0.00	0.00	0.00	0.00
120	HEAD QTR (IPR)	0.00	33.34	0.00	33.34
121	Dte. OF KNOWLEDGE MANAGEMENT IN AGRI. NEW DELHI	3.38	940.09	0.00	943.47
122	NASF (NFBSRA), PUSA	4.73	1541.12	0.00	1545.85
123	AP CESS (HQR)	0.00	0.00	0.00	0.00
TOTAL : HEAD QUARTER		1829.20	60541.58	0.00	62370.79
124	NAHEP	24.76	15482.73	0.00	15507.49
TOTAL : ALL INSTITUTES WITH HEAD QTR		42056.19	675147.91	1203.18	718407.29
GRAND TOT AL		42056.19	675147.91	1203.18	718407.29

*Source : Sch. 9A & 9B of Consolidated Annual Accounts 2019-2020 & 2020-21

INSTITUTE-WISE ACTUAL EXPENDITURE FOR THE YEAR 2020-21

(Rs. In lakh)

Sl. No.	Name of Institute	2020-21			
		Capital	Revenue	Loan & Advance	Grand Total
(A) CROP SCIENCES					
1	CICR, NAGPUR	250.64	6039.76	0.00	6290.40
2	CRIJAF, BARRACKPORE	354.31	4034.59	0.00	4388.90
3	NRRI (CRRI), CUTTACK	338.45	10405.35	0.00	10743.79
4	CTRI, RAJAHMUNDRY	6.40	6265.47	0.00	6271.87
5	IARI, NEW DELHI	5147.03	56188.96	0.00	61335.99
5A	IARI, JHARKHAND	1303.55	182.69	0.00	1486.24
6	IGFRI, JHANSI	4.24	6105.21	0.00	6109.45
7	IIPR, KANPUR	455.63	7065.39	0.00	7521.02
8	IISR, LUCKNOW	139.88	8302.27	0.00	8442.15
9	NBAIM, MAU	106.90	1453.05	0.00	1559.95
10	NBPGR, NEW DELHI	223.03	11329.76	0.00	11552.79
11	SBI, COIMBATORE	63.00	4299.54	0.00	4362.54
12	VPKAS, ALMORA	135.48	2492.17	0.00	2627.65
13	Dte. OF GROUNDNUT RESEARCH, JUNAGADH	364.64	2982.65	0.00	3347.29
14	Dte. OF RAPESEED & MUSTARD RESEARCH, BHARATPUR	68.63	2692.19	0.00	2760.82
15	II MILLETS R (Dte. OF SORGHUM RESEARCH), HYDERABAD	165.99	5874.33	0.00	6040.31
16	IISR (Dte. OF SOYBEAN RESEARCH), INDORE	79.25	3162.82	0.00	3242.07
17	NCIPM (NRC INT.PEST MANAGEMENT), NEW DELHI	1447.91	1935.22	0.00	3383.13
18	NIPB (NRC ON PLANT BIOTEC.), NEW DELHI	82.56	2259.13	0.00	2341.68
19	NBAIR (PDBC) BANGALORE	30.77	2450.47	0.00	2481.24
20	IIMR (Dte. OF MAIZE RESEARCH), LUDHIANA	593.44	3609.66	0.00	4203.09
21	IIOR (Dte. OF OILSEED RESEARCH), HYDERABAD	44.31	5377.41	0.00	5421.72
22	IIRR (Dte. OF RICE RESEARCH), HYDERABAD	140.71	8026.31	0.00	8167.03
23	IIWBR (Dte. OF WHEAT RESEARCH), KARNAL	22.28	4787.65	0.00	4809.93
24	IISS (Dte. OF SEED RESEARCH), MAU	328.61	3739.18	0.00	4067.78
25	IIAB, RANCHI	3532.36	1072.03	0.00	4604.39
26	NIBSM, RAIPUR	2332.03	1089.66	0.00	3421.69
TOTAL : CROP SCIENCES		17762.02	173222.90	0.00	190984.92
(B) HORTICULTURAL SCIENCES					
27	CIARI (CARI), PORT BLAIR	184.86	3155.27	7.00	3347.13
28	CIAH, BIKANER	240.11	3073.93	0.00	3314.03
29	CISH, LUCKNOW	172.88	2848.90	0.00	3021.78
30	CITH, SRINAGAR	55.74	1052.18	0.00	1107.93
31	CPCRI, KASARAGOD	67.16	8243.08	0.00	8310.24
32	CPRI, SIMLA	29.94	8264.07	0.00	8294.01
33	CTCRI, THIRUVANTHAPURAM	70.50	2967.46	0.00	3037.96
34	IIHR, BANGALORE	228.99	14047.69	0.00	14276.68
35	IISR, KOZHIKODE	120.12	2903.45	0.00	3023.58
36	IIVR, VARANASI	181.68	5041.20	0.00	5222.88
37	NRC BANANA, TIRUCHIRAPALLI	74.42	1330.48	0.00	1404.90
38	Dte. OF CASHEW RESEARCH, PUTTUR	16.88	1433.91	0.00	1450.79

INSTITUTE-WISE ACTUAL EXPENDITURE FOR THE YEAR 2020-21

(Rs. In lakh)

Sl. No.	Name of Institute	2020-21			
		Capital	Revenue	Loan & Advance	Grand Total
39	CCRI (NRC CITRUS), NAGPUR	71.21	1816.04	0.00	1887.25
40	NRC GRAPES, PUNE	80.51	1275.64	0.00	1356.15
41	Dte. OF MED. & ARO. PLANTS RESEARCH, ANAND	11.91	1853.05	0.00	1864.96
42	Dte. OF MUSHROOM RESEARCH, SOLAN	20.00	1232.92	0.00	1252.92
43	IIOPR (Dte. OF OILPALM RESEARCH), PEDAVEGI	89.20	1213.61	0.00	1302.81
44	Dte. OF ONION & GARLIC RESEARCH, PUNE	34.69	1228.74	0.00	1263.43
45	NRC ORCHIDS, SIKKIM	0.14	412.76	0.00	412.90
46	NRC SEED SPICES, AJMER	16.64	970.41	0.00	987.05
47	NRC LITCHI, MUZAFFARPUR	24.28	551.98	0.00	576.27
48	NRC POMEGRANATE, SOLAPUR	53.52	839.14	0.00	892.66
49	Dte. OF FLORICULTURE RES., PUNE	100.95	1617.18	0.00	1718.13
TOTAL : HORTICULTURAL SCIENCES		1946.32	67373.11	7.00	69326.43
(C) NATURAL RESOURCE MANAGEMENT					
50	CAZRI, JODHPUR	497.32	12331.01	0.00	12828.33
51	CRIDA, HYDERABAD	121.57	7544.66	0.00	7666.23
52	IIS&WC (CS & WCR & TI), DEHRADUN	137.74	5777.86	0.00	5915.60
53	CSSRI, KARNAL	215.53	4656.69	0.00	4872.21
54	ICAR RES. COM. NEH REGION, BARAPANI	835.35	13808.28	0.00	14643.62
55	ICAR RES. COM. EASTERN REG., PATNA	141.73	3822.46	1.40	3965.59
56	MGIFRI (NRC ON INTEGRATED FARMING) MOTIHARI	277.16	397.84	0.00	675.00
57	CCARI (ELA OLD GOA, ICAR RES. COMPLEX), GOA	66.54	1893.60	0.00	1960.14
58	IISS, BHOPAL	188.95	4654.68	0.00	4843.63
59	NBSS & LUP, NAGPUR	42.21	7794.29	0.00	7836.50
60	NIASM, BARAMATI	207.94	1415.75	0.00	1623.68
61	IIWM (Dte. OF WATER MANAGEMENT), BHUBANESWAR	47.42	3467.22	0.00	3514.64
62	CARI (NRC AGROFORESTRY), JHANSI	33.42	2254.18	0.00	2287.60
63	Dte. OF WEED SCIENCE RESEARCH, JABALPUR	53.15	2034.31	0.00	2087.45
64	IIFSR (PD FARMING SYSTEM RESEARCH), MODIPURAM	32.88	4583.28	0.00	4616.16
TOTAL : NRM		2898.89	76436.10	1.40	79336.39
(D) AGRICULTURAL ENGINEERING					
65	CIAE, BHOPAL	60.80	9860.84	0.00	9921.63
66	CIPHET, LUDHIANA	149.68	4543.25	0.00	4692.94
67	CIRCOT, MUMBAI	143.00	2885.21	0.00	3028.21
68	IINR & G, RANCHI	232.65	2405.11	2.60	2640.36
69	NINFET (NIRJAFT), KOLKATA	27.59	2154.36	0.00	2181.95
TOTAL : AGRICULTURAL ENGINEERING		613.72	21848.77	2.60	22465.08
(E) ANIMAL SCIENCES					
70	CARI, IZATNAGAR	66.03	2701.47	1.14	2768.63
71	CIRB, HISSAR	113.05	3605.13	0.00	3718.18
72	CIRG, MAKHDOOM	0.00	3810.54	0.00	3810.54
73	CSWRI, AVIKANAGAR	54.03	4808.44	0.00	4862.47
74	IVRI, BANGALORE	17.36	1264.40	0.00	1281.75
75	NIHSAD (IVRI), BHOPAL	0.40	1746.01	0.00	1746.40
76	IVRI, IZATNAGAR	420.30	31829.79	0.00	32250.08

Contd..

INSTITUTE-WISE ACTUAL EXPENDITURE FOR THE YEAR 2020-21

(Rs. In lakh)

Sl. No.	Name of Institute	2020-21			
		Capital	Revenue	Loan & Advance	Grand Total
77	IVRI, MUKTESWAR	19.56	2119.64	0.17	2139.37
78	NBAGR, KARNAL	54.98	2299.35	0.00	2354.33
79	NDRI, BANGALORE	50.56	2394.93	0.00	2445.49
80	NDRI, KARNAL	569.46	21066.79	0.00	21636.24
81	NIANP, BANGALORE	66.25	2219.97	0.00	2286.23
82	NRC CAMEL, BIKANER	99.14	1244.77	0.00	1343.91
83	NRC EQUINES, HISAR	93.06	1854.78	0.00	1947.84
84	NRC MEAT, HYDERABAD	13.20	1003.14	0.00	1016.34
85	NRC MITHUN, JHARNAPANI	31.42	1091.01	0.00	1122.43
86	NRC PIG, GHUHATI	145.35	2030.60	0.00	2175.94
87	NRC YAK, DIRANG	46.53	859.97	0.00	906.50
88	NIVE & DI (PD ADMAS), BANGALORE	64.91	1341.62	0.00	1406.53
89	Dte. FOOT & MOUTH DISEASE, MUKTESHWAR	1.81	1159.95	0.00	1161.76
90	CIRC (PD CATTLE), MEERUT MODIPURAM	28.08	1975.77	0.00	2003.85
91	DPR (PD POULTRY), HYDERABAD	107.65	3335.39	0.49	3443.53
TOTAL : ANIMAL SCIENCES		2063.12	95763.44	1.80	97828.36
(F) FISHERIES					
92	CIBA, CHENNAI	322.76	5812.96	0.00	6135.72
93	CIFRI, BARACKPORE	572.49	10580.11	0.00	11152.60
94	CIFA, BHUBANESHWAR	275.93	4741.56	0.00	5017.49
95	CIFE, MUMBAI	564.87	8869.80	0.00	9434.67
96	CIFT, COCHIN	356.90	4790.43	0.00	5147.33
97	CMFRI, COCHIN	253.05	16789.92	0.00	17042.97
98	NBFGR, LUCKNOW	260.91	3000.66	0.00	3261.57
99	Dte. OF COLD WATER FISHERIES RESEARCH, BHIMTAL	43.16	1459.98	0.00	1503.14
TOTAL : FISHERIES		2650.07	56045.41	0.00	58695.48
(G) AGRICULTURAL ECONOMICS & STATISTICS					
100	IASRI, NEW DELHI	2053.00	7738.16	0.00	9791.16
101	NIAE & PR (NRCAE & PR), NEW DELHI	21.45	1216.18	0.00	1237.63
TOTAL : AGRICULTURAL ECO. & STAT.		2074.45	8954.33	0.00	11028.79
(H) AGRICULTURAL EDUCATION					
102	NAARM, HYDERABAD	132.64	8077.65	0.00	8210.30
103	CIWA (Dte. RES. OF WOMEN IN AGRICULTURE), BHUBANESHWAR	498.65	2661.60	3.00	3163.25
TOTAL : AGRICULTURAL EDUCATION		631.29	10739.26	3.00	11373.55
(I) AGRICULTURAL EXTENSION					
104	ATARI- I, LUDHINANA	0.00	11812.34	0.00	11812.34
105	ATARI- II, KOLKATA	2.76	8666.31	0.00	8669.07
106	ATARI- III, BARAPANI	24.73	5844.04	0.00	5868.78
107	ATARI- IV, KANPUR	2.67	12645.47	0.00	12648.14
108	ATARI- V, HYDERABAD	7.73	11202.85	0.00	11210.58
109	ATARI- VI, JODHPUR	39.83	9140.04	0.00	9179.87
110	ATARI- VII, JABALPUR	15.68	11636.82	0.00	11652.50
111	ATARI- VIII, BANGALORE	20.71	7879.73	0.00	7900.44

Contd...

INSTITUTE-WISE ACTUAL EXPENDITURE FOR THE YEAR 2020-21*(Rs. In lakh)*

Sl. No.	Name of Institute	2020-21			
		Capital	Revenue	Loan & Advance	Grand Total
112	ATARI- IX PUNE	0.00	13106.19	0.00	13106.19
113	ATARI-X, PATNA	69.54	8285.85	0.00	8355.39
114	ATARI-XI, GUWAHATI	244.66	7656.54	0.00	7901.20
TOTAL : AGRICULTURAL EXTENSION		428.31	107876.19	0.00	108304.50
(J) HEAD QUARTER					
115	A.S.R.B., NEW DELHI	0.00	0.00	0.00	0.00
116	(i) HEAD QTR (HQR A/C)	260.24	25979.92	0.00	26240.16
117	(ii) HEAD QTR (GENERAL A/C)	0.00	0.00	0.00	0.00
118	(iii) HEAD QTR (EDUCATION DIVISION)	0.00	24827.10	0.00	24827.10
119	SERVICE SECTION	0.00	0.00	0.00	0.00
120	HEAD QTR (IPR)	0.00	22.36	0.00	22.36
121	Dte. OF KNOWLEDGE MANAGEMENT IN AGRI. NEW DELHI	4.32	979.69	0.00	984.01
122	NASF (NFBSRA), PUSA	1.53	1413.14	0.00	1414.67
123	AP CESS (HQR)	0.00	0.00	0.00	0.00
TOTAL : HEAD QUARTER		266.09	53222.21	0.00	53488.30
124	NAHEP	40.03	16210.14	0.00	16250.17
TOTAL : ALL INSTITUTES WITH HEAD QTR		31374.32	687691.86	15.80	719081.98
GRAND TOTAL		31374.32	687691.86	15.80	719081.98

*Source : Sch. 9A & 9B of Consolidated Annual Accounts 2019-2020 & 2020-21

PART-V
REVISED ESTIMATES
2019-20

REVISED ESTIMATES 2019-20 (Allocation from Govt. Grant)

(Rs. In lakhs)

Sl. No.	Name of the Unit/AICRP/Network Project /ATARI etc.	Other than NEH & TSP				Total	NEH			Total
		Grant in Aid component					Grant in Aid component			
		General	Capital	Salaries	Pension		General	Capital	Salaries	
1	CICR, Nagpur	900.00	275.00	2867.00	600.00	4642.00	10.00	0.00	0.00	10.00
2	AICRP on Cotton, CICR, Nagpur	175.00	0.00	1381.66	0.00	1556.66	8.00	0.00	0.00	8.00
3	CRIJAF, Barrackpore	710.00	29.08	2185.00	581.60	3505.68	10.00	0.00	0.00	10.00
4	AINPJAF, CRIJAF, Barrackpore	106.60	0.00	233.85	0.00	340.45	20.00	0.00	54.00	74.00
5	NRRI, Cuttack	1067.74	673.67	3500.00	4949.71	10191.12	30.00	0.00	0.00	30.00
6	Incentivizing Research in Agriculture, NRRI, Cuttack	880.00	495.39	0.00	0.00	1375.39	0.00	0.00	0.00	0.00
7	CTRI, Rajamundry	380.00	43.62	2110.00	2781.56	5315.18	10.00	0.00	0.00	10.00
8	NETWORK on Tobacco, CTRI, Rajamundry	70.00	0.00	170.00	0.00	240.00	10.00	0.00	0.00	10.00
9	IARI, New Delhi	11408.20	4492.68	22054.50	19360.24	57315.62	100.00	0.00	0.00	100.00
10	Pesticide Residues, IARI, New Delhi	165.00	29.25	430.58	0.00	624.83	0.00	0.00	0.00	0.00
11	AICRP Nematode, IARI, New Delhi	110.00	0.00	109.52	0.00	219.52	60.00	0.00	40.48	100.48
12	CRP On Hybrid Technology, IARI, New Delhi	545.00	64.09	0.00	0.00	609.09	0.00	0.00	0.00	0.00
13	CRP On Molecular Breeding, IARI, New Delhi	410.00	64.09	0.00	0.00	474.09	0.00	0.00	0.00	0.00
14	AICRP on Honey Bee & Pollinators, IARI, New Delhi	156.06	0.00	300.10	0.00	456.16	28.00	0.00	66.00	94.00
15	IARI Types Deemed University, Assam	0.00	0.00	0.00	0.00	0.00	150.00	1200.00	0.00	1350.00
16	IARI Types Deemed University, Jharkhand	50.00	1550.00	100.38	0.00	1700.38	0.00	0.00	0.00	0.00
17	IGFRI, Jhansi	750.00	48.46	3497.28	626.00	4921.74	10.00	0.00	0.00	10.00
18	AICRP on Forage Crops and Utilization, IGFRI, Jhansi	140.00	8.95	970.00	0.00	1118.95	25.00	0.00	130.00	155.00
19	IIPR, Kanpur	840.00	800.05	2310.00	176.08	4126.13	10.00	0.00	0.00	10.00
20	AICRP on Chickpea, IIPR, Kanpur	150.00	0.00	820.73	0.00	970.73	40.00	0.00	62.96	102.96
21	AICRP on Mullarp, IIPR, Kanpur	160.00	0.00	1008.28	0.00	1168.28	10.00	0.00	123.02	133.02
22	AICRP on Pigeonpea, IIPR, Kanpur	130.00	0.00	711.43	0.00	841.43	10.00	0.00	130.00	140.00
23	AICRP on Arid Legumes, IIPR Kanpur	60.00	0.00	322.13	0.00	382.13	5.00	0.00	0.00	5.00
24	IISR, Lucknow	1880.00	121.16	3008.32	1950.00	6959.48	10.00	0.00	0.00	10.00
25	AICRP on Sugarcane, IISR, Lucknow	140.00	0.00	653.64	0.00	793.64	60.00	0.00	60.00	120.00
26	NBAIM, Maunath Bhanjan	545.00	36.40	481.25	21.80	1084.45	10.00	0.00	0.00	10.00
27	AMAAS, NBAIM, Mau	340.00	0.00	0.00	0.00	340.00	0.00	0.00	0.00	0.00
28	NBPGR, New Delhi	1450.00	800.00	4550.00	3220.00	10020.00	74.11	0.00	0.00	74.11
29	AICRP POTENTIAL CROP, NBPGR, New Delhi	100.00	0.00	249.74	0.00	349.74	45.00	0.00	0.00	45.00
30	CRP-AGRO BIODIVERSITY, NBPGR, New Delhi	350.00	12.36	0.00	0.00	362.36	0.00	0.00	0.00	0.00
31	SBI, Coimbatore	880.26	139.29	3142.84	336.00	4498.39	0.00	0.00	0.00	0.00

REVISED ESTIMATES 2019-20 (Allocation from Govt. Grant)

(Rs. In lakhs)

Sl. No.	Name of the Unit/AICRP/Network Project /ATARI etc.	Other than NEH & TSP				Total	NEH			Total
		Grant in Aid component					Grant in Aid component			
		General	Capital	Salaries	Pension		General	Capital	Salaries	
32	VPKAS, Almora	450.00	700.00	1332.68	104.80	2587.48	200.00	0.00	0.00	200.00
33	NRCIPM, New Delhi	210.00	467.00	801.77	100.62	1579.39	20.00	0.00	0.00	20.00
34	AINP On Soil Arthropod Pests, NRCIPM, New Delhi	100.00	10.00	184.50	0.00	294.50	52.50	0.00	52.13	104.63
35	AINP on Agricultural Acarology, NRCIPM, New Delhi	75.00	0.00	155.92	0.00	230.92	8.20	0.00	18.00	26.20
36	DGR, Junagadh	500.00	214.00	926.42	116.70	1757.12	10.00	0.00	0.00	10.00
37	AICRP on Groudnut, DGR, Junagadh	200.84	0.00	910.00	0.00	1110.84	10.00	0.00	0.00	10.00
38	NRC Plant Biotechnology, New Delhi	420.00	199.89	965.00	163.00	1747.89	0.00	0.00	0.00	0.00
39	NETWORK PROJECT ON TRANSGENIC IN CROPS, NRCPB, New Delhi	395.00	30.05	0.00	0.00	425.05	0.00	0.00	0.00	0.00
40	DR & MR, Bharatpur	430.00	39.83	743.41	53.27	1266.51	30.00	0.00	0.00	30.00
41	AICRP on R&M, DR & MR, Bharatpur	167.76	0.00	852.80	0.00	1020.56	95.80	0.00	84.35	180.15
42	IIMR, Hyderabad	570.00	34.62	1575.57	295.94	2476.13	60.00	0.00	0.00	60.00
43	AICRP on Sorghum, IIMR, Hyderabad	130.00	0.00	795.08	0.00	925.08	30.00	0.00	0.00	30.00
44	AICRP on Pearl Millets, IIMR, Hyderabad	330.20	0.00	693.39	0.00	1023.59	30.00	0.00	0.00	30.00
45	AICRP on Small Millets, IIMR, Hyderabad	65.00	0.00	470.05	0.00	535.05	30.00	0.00	0.00	30.00
46	DSR, Indore	338.34	27.00	1180.71	40.00	1586.05	40.49	0.00	0.00	40.49
47	AICRP on Soyabean, Indore	140.00	0.00	808.00	0.00	948.00	30.35	0.00	83.75	114.10
48	NBAIR, Bengaluru	381.00	122.00	1157.56	57.44	1718.00	25.00	0.00	0.00	25.00
49	AICRP on Biological Control, NBAIR, Bengaluru	353.80	0.00	192.87	0.00	546.67	50.00	0.00	32.51	82.51
50	IIMR, Ludhiana	520.00	600.00	668.94	31.90	1820.84	90.00	0.00	0.00	90.00
51	AICRP On Maize, IIMR, New Delhi	300.00	0.00	1643.29	0.00	1943.29	70.00	0.00	0.00	70.00
52	IIOR, Hyderabad	605.21	123.00	2035.05	455.00	3218.26	20.00	0.00	0.00	20.00
53	AICRP on Oilseed, Hyderabad	147.00	30.00	1000.00	0.00	1177.00	10.00	0.00	0.00	10.00
54	AICRP on Linseed, IIOR, Hyderabad	84.00	5.00	361.38	0.00	450.38	50.00	0.00	61.07	111.07
55	AICRP on Sesame & Niger, IIOR, Hyderabad	82.00	20.00	354.11	0.00	456.11	5.00	0.00	0.00	5.00
56	IIRR, Hyderabad	735.00	100.00	2569.11	200.00	3604.11	10.00	0.00	0.00	10.00
57	AICRP on Rice, IIRR, Hyderabad	625.00	0.00	2802.33	0.00	3427.33	70.00	0.00	300.00	370.00
58	CRP on Rice Biofortification, IIRR, Hyderabad	640.00	23.97	0.00	0.00	663.97	0.00	0.00	0.00	0.00
59	IIWBR, Karnal	650.00	118.00	1870.00	219.00	2857.00	0.00	0.00	0.00	0.00
60	AICRP on Wheat & Barley, IIWBR, Karnal	192.99	0.00	1638.33	0.00	1831.32	7.55	0.00	57.48	65.03
61	IISS, Maunath Bhanjan	325.00	75.00	354.04	1.25	755.29	60.00	0.00	0.00	60.00

Contd...

REVISED ESTIMATES 2019-20 (Allocation from Govt. Grant)

(Rs. In lakhs)

Sl. No.	Name of the Unit/AICRP/Network Project /ATARI etc.	Other than NEH & TSP					NEH			
		Grant in Aid component				Total	Grant in Aid component			Total
		General	Capital	Salaries	Pension		General	Capital	Salaries	
62	AICRP NSP (CROPS), DSR, Maunath Bhanjan	240.00	19.40	1882.16	0.00	2141.56	20.00	0.00	132.25	152.25
63	Seed Production in Agricultural Corps and Fisheries, DSR, Mau	650.00	48.47	0.00	0.00	698.47	60.00	0.00	0.00	60.00
64	NIBSM, Raipur	235.00	1669.00	389.04	0.00	2293.04	60.00	0.00	0.00	60.00
65	IIAB, Ranchi	170.00	1821.38	322.00	0.00	2313.38	60.00	0.00	0.00	60.00
66	AINP on Vertebrate Pest Management, (CAZRI, Jodhpur)	122.50	18.85	283.74	0.00	425.09	40.00	0.00	50.00	90.00
Total Crop Sciences		36629.50	16200.00	89087.48	36441.91	178358.89	2100.00	1200.00	1538.00	4838.00
67	CIARI, Port Blair	483.00	30.00	2020.00	214.95	2747.95	0.00	0.00	0.00	0.00
68	CIAH, Bikaner	300.00	100.00	1485.00	91.00	1976.00	0.00	0.00	0.00	0.00
69	AICRP on AZF, CIAH, Bikaner	50.00	5.00	653.37	0.00	708.37	0.00	0.00	0.00	0.00
70	CISH, Lucknow	664.00	98.00	1680.00	449.43	2891.43	54.00	5.00	0.00	59.00
71	CITH, Srinagar	375.48	1.00	490.00	13.34	879.82	46.00	10.00	0.00	56.00
72	CPCRI, Kasaragod	995.00	20.23	3076.22	3199.58	7291.03	84.00	30.00	0.00	114.00
73	AICRP on Palms, CPCRI, Kasaragod	110.00	10.00	398.60	0.00	518.60	5.00	0.00	0.00	5.00
74	CPRI, Shimla	675.00	129.80	4046.91	2500.00	7351.71	0.00	0.00	0.00	0.00
75	AICRP on Potato, CPRI, Shimla	42.00	7.40	367.42	0.00	416.82	48.00	10.00	61.50	119.50
76	CTCRI, Thiruvanthapuram	300.00	28.00	1825.00	187.00	2340.00	30.00	5.00	0.00	35.00
77	AICRP on Tuber Crops, CTCRI, Thiruvanthapuram	70.00	8.47	255.48	0.00	333.95	62.00	15.00	0.00	77.00
78	IIHR, Bangalore	1450.00	300.00	5599.53	3380.00	10729.53	47.00	0.00	0.00	47.00
79	AICRP on Fruit, IIHR, Bangalore	380.00	150.00	1700.00	0.00	2230.00	130.00	65.00	160.00	355.00
80	IISR, Calicut	410.00	78.00	1325.00	367.07	2180.07	10.00	5.00	0.00	15.00
81	AICRP on Spices, IISR, Calicut	25.00	0.00	413.00	0.00	438.00	88.00	50.00	0.00	138.00
82	IIVR, Varanasi	490.00	148.00	1616.14	145.00	2399.14	47.00	0.00	0.00	47.00
83	AICRP on Vegetables, IIVR, Varanasi	295.00	15.00	1712.33	0.00	2022.33	100.00	0.00	123.25	223.25
84	NRC for Banana, Tiruchirapalli	310.28	135.99	716.10	2.75	1165.12	5.00	0.00	0.00	5.00
85	Dte. for Cashew Research, Puttur	250.00	100.00	592.26	88.60	1030.86	0.00	0.00	0.00	0.00
86	AICRP on Cashew, Dte. For Cashew Research, Puttur	50.00	10.00	300.83	0.00	360.83	5.00	0.00	0.00	5.00
87	CCRI, Nagpur	580.00	98.00	808.23	130.40	1616.63	100.00	150.00	0.00	250.00
88	NRC For Grapes, Pune	417.00	66.81	583.00	104.20	1171.01	10.00	0.00	0.00	10.00
89	DMAPR, Anand	290.00	28.00	540.00	0.00	858.00	27.00	0.00	0.00	27.00
90	AICRP on MAP & Betelvine, DMAPR, Anand	40.00	10.00	846.09	0.00	896.09	5.00	0.00	0.00	5.00

Contd...

REVISED ESTIMATES 2019-20 (Allocation from Govt. Grant)

(Rs. In lakhs)

Sl. No.	Name of the Unit/AICRP/Network Project /ATARI etc.	Other than NEH & TSP				Total	NEH			Total
		Grant in Aid component					Grant in Aid component			
		General	Capital	Salaries	Pension	General	Capital	Salaries		
91	Dte. on Mushroom, Solan	295.00	79.93	466.50	17.00	858.43	10.00	0.00	0.00	10.00
92	AICRP on Mushroom, DMR, Solan	45.00	0.00	253.83	0.00	298.83	42.00	0.00	0.00	42.00
93	IIOPR, Pedavegi	450.00	10.00	588.21	112.00	1160.21	37.00	10.00	0.00	47.00
94	Dte. on Onion & Garlic, Pune	465.00	50.00	614.05	27.76	1156.81	47.00	5.00	0.00	52.00
95	NRC on Orchids, Sikkim	59.00	0.00	0.00	0.00	59.00	100.00	150.00	327.35	577.35
96	NRC Seed Spices, Ajmer	200.00	50.00	575.00	55.00	880.00	32.00	0.00	0.00	32.00
97	NRC For Litchi, Muzaffarpur	100.00	113.00	357.24	0.00	570.24	32.00	5.00	0.00	37.00
98	NRC for Pomegranate, Solapur	252.00	94.00	329.43	29.76	705.19	0.00	0.00	0.00	0.00
99	Dte. of Floriculture, Pune	340.00	200.00	329.04	0.00	869.04	0.00	0.00	0.00	0.00
100	AICRP on Floriculture, Dte. of Floriculture, Pune	25.00	0.00	411.26	0.00	436.26	0.00	0.00	0.00	0.00
Total HORTICULTURAL SCIENCES		11282.76	2174.63	36975.07	11114.84	61547.30	1203.00	515.00	672.10	2390.10
101	CARI, Izatnagar	816.50	460.00	1925.00	599.03	3800.53	0.00	0.00	0.00	0.00
102	CIRB, Hissar	820.00	280.00	2121.46	216.54	3438.00	0.00	0.00	0.00	0.00
103	Network Project on Buffaloes, CIRB, Hissar	463.00	67.00	57.82	0.00	587.82	0.00	0.00	0.00	0.00
104	CIRG, Makhdoom	581.00	126.00	2235.24	484.13	3426.37	0.00	0.00	0.00	0.00
105	AICRP on Goats, CIRG, Makhdoom	338.00	100.00	0.00	0.00	438.00	23.00	0.00	0.00	23.00
106	CSWRI, Avikanagar	1191.50	119.00	2940.00	300.00	4550.50	0.00	0.00	0.00	0.00
107	AICRP on Mega Sheep Seed Project, CSWRI, Avikanagar	153.50	10.00	0.00	0.00	163.50	0.00	0.00	0.00	0.00
108	Network on Sheep Improvement, CSWRI, Avikanagar	154.00	32.00	55.84	0.00	241.84	0.00	0.00	0.00	0.00
109	IVRI, Izatnagar	4207.00	845.25	13936.00	15345.00	34333.25	11.00	0.00	0.00	11.00
110	Outreach Prog. On Env. Pollutant, IVRI, Izatnagar	91.00	30.00	0.00	0.00	121.00	0.00	0.00	0.00	0.00
111	Outreach Prog. On Zoonotic Diseases, IVRI, Izatnagar	141.00	26.00	0.00	0.00	167.00	0.00	0.00	0.00	0.00
112	Outreach Prog, on Ethno vety. Medicine, IVRI, Izatnagar	68.50	10.00	0.00	0.00	78.50	0.00	0.00	0.00	0.00
113	Network on GIP, IVRI, Izatnagar	69.50	5.00	0.00	0.00	74.50	0.00	0.00	0.00	0.00
114	Network on BTB, IVRI, Izatnagar	43.50	21.00	0.00	0.00	64.50	0.00	0.00	0.00	0.00
115	Network on Neonatal Mortality, IVRI, Izatnagar	68.00	26.00	0.00	0.00	94.00	0.00	0.00	0.00	0.00
116	Network on Diag. Imaging Tech., IVRI, Izatnagar	65.00	43.00	0.00	0.00	108.00	0.00	0.00	0.00	0.00
117	CRP on V&D, IVRI, Izatnagar	463.00	166.00	0.00	0.00	629.00	0.00	0.00	0.00	0.00
118	NIHSAD, Bhopal	820.00	167.00	840.00	2.00	1829.00	10.00	0.00	0.00	10.00

Contd...

REVISED ESTIMATES 2019-20 (Allocation from Govt. Grant)

(Rs. In lakhs)

Sl. No.	Name of the Unit/AICRP/Network Project /ATARI etc.	Other than NEH & TSP				Total	NEH			Total
		Grant in Aid component					Grant in Aid component			
		General	Capital	Salaries	Pension	General	Capital	Salaries		
119	NBAGR, Karnal	359.00	55.00	1047.92	40.00	1501.92	0.00	0.00	0.00	0.00
120	Network Project on Animal Genetic Resources, NBAGR, Karnal	81.00	2.00	0.00	0.00	83.00	5.00	0.00	0.00	5.00
121	NDRI, Karnal	3733.00	505.00	8561.03	8250.00	21049.03	20.00	0.00	0.00	20.00
122	NIANP, Bangalore	478.00	231.00	1335.00	290.00	2334.00	0.00	0.00	0.00	0.00
123	AICRP ON NPAERP + OP on Methan Emission, NIANP, Bangalore	156.00	10.00	0.00	0.00	166.00	15.00	0.00	0.00	15.00
124	NRC on Camel, Bikaner	397.50	100.00	769.08	17.23	1283.81	0.00	0.00	0.00	0.00
125	NRC on Equines, Hissar	543.00	150.00	1046.00	218.06	1957.06	10.00	0.00	0.00	10.00
126	National Centre for Veterinary Type Culture Collection, NRC on Equines, Hissar	166.00	56.50	0.00	0.00	222.50	0.00	0.00	0.00	0.00
127	NRC on Meat, Hyderabad	181.00	192.00	646.00	28.00	1047.00	0.00	0.00	0.00	0.00
128	NRC on Mithun	160.00	106.00	0.00	11.00	277.00	200.72	14.20	486.00	700.92
129	NRC on Pig, Guwahati	187.00	103.00	0.00	0.00	290.00	100.00	20.00	420.00	540.00
130	AICRP on Pig, NRC on Pig, Guwahati	114.00	62.00	77.21	0.00	253.21	139.00	25.00	45.00	209.00
131	Mega seed on Pig, NRC on Pig, Guwahati	90.00	16.00	0.00	0.00	106.00	140.00	7.00	0.00	147.00
132	NRC on Yak, Dirang	230.24	85.00	0.00	5.80	321.04	155.00	0.00	350.63	505.63
133	NIVEDI, Bengalore	615.00	123.00	647.06	0.00	1385.06	0.00	0.00	0.00	0.00
134	CIRC, Meerut	312.00	66.00	875.00	54.00	1307.00	0.00	0.00	0.00	0.00
135	AICRP on Cattle, CIRC, Meerut	552.50	61.25	234.95	0.00	848.70	0.00	0.00	0.00	0.00
136	Dte. Of Foot & Mouth Disease, Mukteswar	1039.00	94.00	250.48	116.30	1499.78	0.00	0.00	50.00	50.00
137	Dte. Of Poultry Research, Hyderabad	903.50	185.00	980.57	5.00	2074.07	0.00	0.00	0.00	0.00
138	AICRP on Poultry, Dte. Of Poultry Research, Hyderabad	172.00	58.00	350.00	0.00	580.00	31.00	4.00	0.00	35.00
139	Poultry Seed Project, Dte. Of Poultry Research, Hyderabad	177.00	191.26	0.00	0.00	368.26	105.00	8.00	0.00	113.00
TOTAL ANIMAL SCIENCES		21200.74	4985.26	40931.66	25982.09	93099.75	964.72	78.20	1351.63	2394.55
140	CAZRI, Johdhpur	715.00	280.00	4916.54	5645.76	11557.30	0.00	0.00	0.00	0.00
141	CRIDA, Hyderabad	640.00	100.00	2605.10	720.85	4065.95	0.00	0.00	0.00	0.00
142	AICRP on Dryland Agriculture, CRIDA, Hyderabad	293.03	10.00	2107.93	0.00	2410.96	0.00	0.00	0.00	0.00
143	AICRP on Agrometeorology, CRIDA, Hyderabad	90.58	10.00	562.00	0.00	662.58	0.00	0.00	0.00	0.00
144	IIS & WC (CS & WCR & TI), Dehradun	870.00	90.00	4220.00	899.48	6079.48	0.00	0.00	0.00	0.00
145	CSSRI, Karnal	690.00	68.20	2441.34	539.50	3739.04	0.00	0.00	0.00	0.00

Contd...

REVISED ESTIMATES 2019-20 (Allocation from Govt. Grant)

(Rs. In lakhs)

Sl. No.	Name of the Unit/AICRP/Network Project /ATARI etc.	Other than NEH & TSP				Total	NEH			Total
		Grant in Aid component					Grant in Aid component			
		General	Capital	Salaries	Pension		General	Capital	Salaries	
146	PCU-SAS, CSSRI, Karnal	54.06	0.00	560.00	0.00	614.06	0.00	0.00	0.00	0.00
147	ICAR RC For NEH Region.,Barapani	20.00	0.00	6406.16	1232.00	7658.16	2321.39	555.00	0.00	2876.39
148	ICAR Res. Complex for Eastern Region, Patna	680.30	68.00	2600.00	350.00	3698.30	0.00	0.00	0.00	0.00
149	CCARI (ICAR Res. Complex), Goa	505.00	57.70	808.71	39.85	1411.26	0.00	0.00	0.00	0.00
150	IISS, Bhopal	340.00	100.00	1711.47	35.65	2187.12	0.00	0.00	0.00	0.00
151	AICRP on Micronutrients, IISS, Bhopal	72.81	7.97	572.13	0.00	652.91	0.00	0.00	30.00	30.00
152	AICRP on Biofertilizer, IISS, Bhopal	32.76	7.97	192.72	0.00	233.45	0.00	0.00	0.00	0.00
153	AICRP on STCR, IISS, Bhopal	69.62	7.97	625.35	0.00	702.94	1.81	0.00	0.00	1.81
154	AICRP on LTFE, IISS, Bhopal	45.00	7.97	414.58	0.00	467.55	0.00	0.00	0.00	0.00
155	CRP on Conservation Agriculture, IISS, Bhopal	188.38	68.57	0.00	0.00	256.95	0.00	0.00	0.00	0.00
156	NBSS & LUP, Nagpur	800.00	50.00	3487.18	3946.72	8283.90	0.00	0.00	0.00	0.00
157	CARI,Jhansi	230.00	55.75	835.00	232.68	1353.43	0.00	0.00	0.00	0.00
158	AICRP on Agroforestry, CARI, Jhansi	144.97	31.89	1095.42	0.00	1272.28	12.00	0.00	0.00	12.00
159	IIWM, Bhubaneshwar	250.00	30.00	969.00	7.13	1256.13	0.00	0.00	0.00	0.00
160	AICRP on IWM, IIWM, Bhubaneshwar	76.34	7.97	2100.00	0.00	2184.31	0.00	0.00	0.00	0.00
161	CRP on Water, IIWM, Bhubaneshwar	207.52	50.00	0.00	0.00	257.52	0.00	0.00	0.00	0.00
162	NRC on Integrated Farming (Mahtma Gandhi Institute of Integrated Farming), Motihari	184.00	300.14	154.29	0.00	638.43	0.00	0.00	0.00	0.00
163	Dte. Of Weed Research, Jabalpur	357.00	66.04	663.82	3.48	1090.34	0.00	0.00	0.00	0.00
164	AICRP on Weed Management, DWR, Jabalpur	90.09	7.17	593.83	0.00	691.09	0.00	0.00	0.00	0.00
165	IIFSR, Modipuram	340.00	25.00	1220.00	111.00	1696.00	0.00	0.00	0.00	0.00
166	AICRP on Integragted Farming System, IIFSR, Modipuram	192.47	47.84	1764.97	0.00	2005.28	22.86	40.00	0.00	62.86
167	Network Project on Organic Farming, IIFSR, Modipuram	98.28	18.00	0.00	0.00	116.28	27.44	0.00	0.00	27.44
168	NIASM, Baramati	449.85	300.00	588.85	76.60	1415.30	0.00	0.00	0.00	0.00
169	TOTAL NRM DIVISION	8727.06	1874.15	44216.39	13840.70	68658.30	2385.50	595.00	30.00	3010.50
	NICRA, Hyderabad	3470.00	300.00	0.00	0.00	3770.00	400.00	60.00	0.00	460.00
170	TOTAL CRAI/NICRA	3470.00	300.00	0.00	0.00	3770.00	400.00	60.00	0.00	460.00
171	CIBA, Chennai	1096.97	261.89	2195.00	1790.93	5344.79	0.00	0.00	0.00	0.00
172	AINP on Fish Health, CIBA, Chennai	207.20	38.81	0.00	0.00	246.01	0.00	0.00	0.00	0.00
173	CIFRI, Barrackpore	736.15	344.58	2964.01	6727.99	10772.73	22.00	2.29	0.00	24.29

Contd...

REVISED ESTIMATES 2019-20 (Allocation from Govt. Grant)

(Rs. In lakhs)

Sl. No.	Name of the Unit/AICRP/Network Project /ATARI etc.	Other than NEH & TSP				Total	NEH			Total
		Grant in Aid component					Grant in Aid component			
		General	Capital	Salaries	Pension	General	Capital	Salaries		
174	CIFA, Bhubaneshwar	1043.88	415.39	2811.29	424.00	4694.56	18.00	8.00	0.00	26.00
175	CIFE, Mumbai	2510.89	216.44	3333.11	2679.62	8740.06	6.35	0.00	0.00	6.35
176	CIFT, Kochi	931.24	332.92	3058.32	365.00	4687.48	6.36	0.00	0.00	6.36
177	CMFRI, Kochi	1639.51	399.29	6600.00	7212.00	15850.80	0.00	0.00	0.00	0.00
178	ANIP Mericulture, CMFRI, Kochi	222.94	123.11	0.00	0.00	346.05	0.00	0.00	0.00	0.00
179	NBFGR, Lucknow	725.90	325.32	1400.16	20.00	2471.38	22.00	0.00	0.00	22.00
180	CRP Genomics, NBFGR, Lucknow	437.00	0.00	0.00	0.00	437.00	0.00	0.00	0.00	0.00
181	Dte. Of Coldwater Fisheries Research, Bhimtal	462.72	163.87	675.68	2.00	1304.27	8.00	8.00	0.00	16.00
TOTAL FISHEREIES		10014.40	2621.62	23037.57	19221.54	54895.13	82.71	18.29	0.00	101.00
182	CIAE, Bhopal	836.38	111.64	3008.41	2154.31	6110.74	0.00	0.00	0.00	0.00
183	AICRP on FIM, CIAE, Bhopal	197.94	59.11	1065.00	0.00	1322.05	23.98	7.00	60.00	90.98
184	AICRP on ESA, CIAE, Bhopal	75.40	26.02	300.50	0.00	401.92	15.98	5.40	54.50	75.88
185	AICRP on EAAI, CIAE, Bhopal	320.01	65.00	822.59	0.00	1207.60	0.00	0.00	0.00	0.00
186	AICRP on UAE, CIAE, Bhopal	129.86	15.75	389.14	0.00	534.75	21.83	18.70	27.28	67.81
187	CRP On FMPF, CIAE, Bhopal	126.23	8.43	0.00	0.00	134.66	14.87	1.27	0.00	16.14
188	CRP On EA, CIAE, Bhopal	107.96	17.55	0.00	0.00	125.51	0.00	0.00	0.00	0.00
189	CIPHET, Ludhiana	523.32	120.50	1025.00	82.75	1751.57	0.00	0.00	0.00	0.00
190	AICRP on PET, CIPHET, Ludhiana	135.25	17.57	286.96	0.00	439.78	15.91	1.67	6.35	23.93
191	AICRP on PHET, CIPHET, Ludhiana	330.89	186.57	1644.26	0.00	2161.72	17.31	1.67	67.66	86.64
192	CRP On SA, CIPHET, Ludhiana	77.91	14.00	0.00	0.00	91.91	0.00	0.00	0.00	0.00
193	CIRCOT, Mumbai	508.00	165.00	1864.20	237.00	2774.20	0.00	0.00	0.00	0.00
194	CRP on Natural Fibres, CIRCOT, Mumbai	58.50	31.50	0.00	0.00	90.00	0.00	0.00	0.00	0.00
195	IINRG, Ranchi	550.00	105.00	1296.33	316.27	2267.60	0.00	0.00	0.00	0.00
196	NWP on HP VANR&G, IINRG, Ranchi	147.56	8.60	0.00	0.00	156.16	14.60	1.12	0.00	15.72
197	NWP on CLIGR, IINRG, Ranchi	161.50	21.00	0.00	0.00	182.50	16.53	1.12	0.00	17.65
198	NINFET,Kolkata	395.73	35.99	1330.00	194.00	1955.72	0.00	0.00	0.00	0.00
TOTAL AGRICULTURAL ENGINEERING		4682.44	1009.23	13032.39	2984.33	21708.39	141.01	37.95	215.79	394.75
199	IASRI including CABin, New Delhi	2130.00	100.48	2740.00	977.00	5947.48	0.00	0.00	0.00	0.00
200	NIAP & PR, New Delhi	419.50	79.00	658.06	118.75	1275.31	0.00	0.00	0.00	0.00
TOTAL ECO. STATISTICS &MANAGEMENT		2549.50	179.48	3398.06	1095.75	7222.79	0.00	0.00	0.00	0.00
201	NAARM, Hyderabad	2278.46	620.00	2320.00	3514.00	8732.46	0.00	0.00	0.00	0.00
202	CIWA, Bhubaneshwar	200.00	500.00	530.00	0.00	1230.00	0.00	0.00	0.00	0.00

REVISED ESTIMATES 2019-20 (Allocation from Govt. Grant)

(Rs. In lakhs)

Sl. No.	Name of the Unit/AICRP/Network Project /ATARI etc.	Other than NEH & TSP				Total	NEH			Total
		Grant in Aid component					Grant in Aid component			
		General	Capital	Salaries	Pension	General	Capital	Salaries		
203	AICRP on Home Science, CIWA, Bhubaneshwar	450.00	122.00	1397.23	0.00	1969.23	0.00	0.00	0.00	0.00
204	Strengthening and Development of Higher Agricultural Education in India	15736.00	16277.00	0.00	0.00	32013.00	305.00	1711.00	0.00	2016.00
TOTAL AG. EDUCATION DIVISION		18664.46	17519.00	4247.23	3514.00	43944.69	305.00	1711.00	0.00	2016.00
205	HEADQUARTERS UNIT - Krishi Bhawan	17592.00	5664.00	8701.03	5145.37	37102.40	0.00	0.00	0.00	0.00
TOTAL ICAR HQRS.		17592.00	5664.00	8701.03	5145.37	37102.40	0.00	0.00	0.00	0.00
206	PIU, NASF	3800.00	1200.00	60.00	0.00	5060.00	0.00	0.00	0.00	0.00
TOTAL NASF		3800.00	1200.00	60.00	0.00	5060.00	0.00	0.00	0.00	0.00
207	DKMA, New Delhi	436.00	25.00	505.26	0.00	966.26	0.00	0.00	0.00	0.00
208	ATARI ZONE-I, Ludhiana	701.00	354.98	8039.24	14.54	9109.76	0.00	0.00	0.00	0.00
209	ATARI ZONE-II, Jodhpur	643.00	515.00	7248.17	1.00	8407.17	0.00	0.00	0.00	0.00
210	ATARI ZONE-III, Kanpur	733.00	494.00	9697.97	2.12	10927.09	0.00	0.00	0.00	0.00
211	ATARI ZONE-IV, Patna	652.00	453.00	5510.65	0.00	6615.65	0.00	0.00	0.00	0.00
212	ATARI ZONE-V, Kolkata	615.00	316.14	6000.00	25.00	6956.14	0.00	0.00	0.00	0.00
213	ATARI ZONE-VI, Guwahati	393.00	231.00	300.47	0.00	924.47	318.28	337.04	5249.53	5904.85
214	ATARI ZONE-VII, Barapani	434.20	209.00	316.00	16.41	975.61	293.79	298.89	5641.05	6233.73
215	ATARI ZONE-VIII, Pune	847.10	562.00	8496.41	0.00	9905.51	0.00	0.00	0.00	0.00
216	ATARI ZONE-IX, Jabalpur	934.00	692.00	6349.96	0.00	7975.96	0.00	0.00	0.00	0.00
217	ATARI ZONE-X, Hyderabad	792.00	555.00	7341.00	120.00	8808.00	0.00	0.00	0.00	0.00
218	ATARI ZONE-XI, Bangalore	801.91	623.08	5909.89	4.40	7339.28	0.00	0.00	0.00	0.00
219	FARMER FIRST	900.00	150.00	0.00	0.00	1050.00	0.00	0.00	0.00	0.00
220	ARYA	970.09	791.08	0.00	0.00	1761.17	0.00	0.00	0.00	0.00
221	Agricultural Extension	20.00	0.00	0.00	0.00	20.00	0.00	0.00	0.00	0.00
222	NETWORK PROJECT	105.00	0.00	0.00	0.00	105.00	0.00	0.00	0.00	0.00
223	DISASTER MGMT.	25.00	75.00	0.00	0.00	100.00	0.00	0.00	0.00	0.00
TOTAL AGRICULTURAL EXTENSION		10002.30	6046.28	65715.02	183.47	81947.07	612.07	635.93	10890.58	12138.58
224	NAHEP (EAP)	13803.00	6982.00	0.00	0.00	20785.00	0.00	0.00	0.00	0.00
Total NAHEP		13803.00	6982.00	0.00	0.00	20785.00	0.00	0.00	0.00	0.00
GRAND TOTAL		162418.16	66755.65	329401.90	119524.00	678099.71	8194.01	4851.37	14698.10	27743.48

REVISED ESTIMATES 2019-20 (Allocation from Govt. Grant)

(Rs in lakhs)

Sl. No.	Name of the Unit/AICRP/ Nwtwork Project/ATARI etc.	TSP		Total	SCSP		Total	Grand Total					
		Grant in Aid component			General	Capital		Total	Grant in Aid component				Total
		General	Capital	Total General			Capital		Grand total- General + Capital	General with Pension	Salaries		
1	CICR, Nagpur	33.19	0.00	33.19	150.00	4.00	154.00	1093.19	279.00	1372.19	1693.19	2867.00	4839.19
2	AICRP on Cotton, CICR, Nagpur	0.00	0.00	0.00	0.00	0.00	0.00	183.00	0.00	183.00	183.00	1381.66	1564.66
3	CRIJAF, Barrackpore	0.00	0.00	0.00	55.00	6.00	61.00	775.00	35.08	810.08	1356.60	2185.00	3576.68
4	AINPJAF, CRIJAF, Barrackpore	0.00	0.00	0.00	0.00	0.00	0.00	126.60	0.00	126.60	126.60	287.85	414.45
5	NRRI, Cuttack	90.00	21.00	111.00	388.00	100.00	488.00	1575.74	794.67	2370.41	6525.45	3500.00	10820.12
6	Incentivizing Research in Agriculture, NRRI, Cuttack	0.00	0.00	0.00	0.00	0.00	0.00	880.00	495.39	1375.39	880.00	0.00	1375.39
7	CTRI, Rajamundry	0.00	0.00	0.00	151.00	5.00	156.00	541.00	48.62	589.62	3322.56	2110.00	5481.18
8	NETWORK on Tobacco, CTRI, Rajamundry	0.00	0.00	0.00	0.00	0.00	0.00	80.00	0.00	80.00	80.00	170.00	250.00
9	IARI, New Delhi	50.00	68.00	118.00	552.00	210.00	762.00	12110.20	4770.68	16880.88	31470.44	22054.50	58295.62
10	Pesticide Residues, IARI, New Delhi	0.00	0.00	0.00	0.00	10.75	10.75	165.00	40.00	205.00	165.00	430.58	635.58
11	AICRP Nematode, IARI, New Delhi	27.28	0.00	27.28	0.00	0.00	0.00	197.28	0.00	197.28	197.28	150.00	347.28
12	CRP On Hybrid Technology, IARI, New Delhi	0.00	0.00	0.00	0.00	0.00	0.00	545.00	64.09	609.09	545.00	0.00	609.09
13	CRP On Molecular Breeding, IARI, New Delhi	0.00	0.00	0.00	0.00	0.00	0.00	410.00	64.09	474.09	410.00	0.00	474.09
14	AICRP on Honey Bee & Pollinators, IARI, New Delhi	50.00	3.65	53.65	0.00	0.00	0.00	234.06	3.65	237.71	234.06	366.10	603.81
15	IARI Types Deemed University, Assam	0.00	0.00	0.00	0.00	50.00	50.00	150.00	1250.00	1400.00	150.00	0.00	1400.00
16	IARI Types Deemed University, Jharkhand	50.00	0.00	50.00	100.00	440.00	540.00	200.00	1990.00	2190.00	200.00	100.38	2290.38
17	IGFRI, Jhansi	30.00	0.00	30.00	70.00	0.00	70.00	860.00	48.46	908.46	1486.00	3497.28	5031.74
18	AICRP on Forage Crops and Utilization, IGFRI, Jhansi	60.00	0.00	60.00	0.00	0.00	0.00	225.00	8.95	233.95	225.00	1100.00	1333.95
19	IIPR, Kanpur	35.00	0.00	35.00	110.00	97.00	207.00	995.00	897.05	1892.05	1171.08	2310.00	4378.13

REVISED ESTIMATES 2019-20 (Allocation from Govt. Grant)

(Rs in lakhs)

Sl. No.	Name of the Unit/AICRP/ Nwtwork Project/ATARI etc.	TSP		Total	SCSP		Total	Grand Total					
		Grant in Aid component			General	Capital		Total	Grant in Aid component				Total
		General	Capital	Total General			Capital		Grand total- General + Capital	General with Pension	Salaries		
20	AICRP on Chickpea, IIPR , Kanpur	58.00	0.00	58.00	0.00	0.00	0.00	248.00	0.00	248.00	248.00	883.69	1131.69
21	AICRP on Mullarp, IIPR, Kanpur	80.00	0.00	80.00	0.00	0.00	0.00	250.00	0.00	250.00	250.00	1131.30	1381.30
22	AICRP on Pigeonpea, IIPR, Kanpur	19.39	0.00	19.39	0.00	0.00	0.00	159.39	0.00	159.39	159.39	841.43	1000.82
23	AICRP on Arid Legumes, IIPR Kanpur	20.00	0.00	20.00	0.00	0.00	0.00	85.00	0.00	85.00	85.00	322.13	407.13
24	IISR, Lucknow	30.00	0.00	30.00	399.40	105.00	504.40	2319.40	226.16	2545.56	4269.40	3008.32	7503.88
25	AICRP on Sugarcane, IISR, Lucknow	35.00	0.00	35.00	0.00	0.00	0.00	235.00	0.00	235.00	235.00	713.64	948.64
26	NBAIM, Maunath Bhanjan	20.00	0.00	20.00	80.00	0.00	80.00	655.00	36.40	691.40	676.80	481.25	1194.45
27	AMAAS, NBAIM, Mau	20.00	0.00	20.00	0.00	0.00	0.00	360.00	0.00	360.00	360.00	0.00	360.00
28	NBPGR, New Delhi	60.00	0.00	60.00	430.00	0.00	430.00	2014.11	800.00	2814.11	5234.11	4550.00	10584.11
29	AICRP POTENTIAL CROP, NBPGR, New Delhi	35.00	0.00	35.00	0.00	0.00	0.00	180.00	0.00	180.00	180.00	249.74	429.74
30	CRP-AGRO BIODIVERSITY, NBPGR, New Delhi	0.00	0.00	0.00	0.00	0.00	0.00	350.00	12.36	362.36	350.00	0.00	362.36
31	SBI, Coimbatore	50.00	0.00	50.00	70.72	0.00	70.72	1000.98	139.29	1140.27	1336.98	3142.84	4619.11
32	VPKAS, Almora	50.00	0.00	50.00	116.32	0.33	116.65	816.32	700.33	1516.65	921.12	1332.68	2954.13
33	NRCIPM, New Delhi	25.00	0.00	25.00	0.00	0.00	0.00	255.00	467.00	722.00	355.62	801.77	1624.39
34	AINP On Soil Arthropod Pests, NRCIPM, New Delhi	50.00	0.00	50.00	0.00	0.00	0.00	202.50	10.00	212.50	202.50	236.63	449.13
35	AINP on Agricultural Acarology, NRCIPM, New Delhi	20.00	0.00	20.00	0.00	0.00	0.00	103.20	0.00	103.20	103.20	173.92	277.12
36	DGR, Junagadh	30.00	0.00	30.00	105.00	0.00	105.00	645.00	214.00	859.00	761.70	926.42	1902.12
37	AICRP on Groudnut, DGR, Junagadh	46.00	0.00	46.00	0.00	0.00	0.00	256.84	0.00	256.84	256.84	910.00	1166.84
38	NRC Plant Biotechnology, New Delhi	0.00	0.00	0.00	158.00	0.00	158.00	578.00	199.89	777.89	741.00	965.00	1905.89

Contd...

REVISED ESTIMATES 2019-20 (Allocation from Govt. Grant)

(Rs in lakhs)

Sl. No.	Name of the Unit/AICRP/ Nwtwork Project/ATARI etc.	TSP		Total	SCSP		Total	Grand Total					
		Grant in Aid component			General	Capital		Grant in Aid component				Total	
		General	Capital	Total General			Capital	Grand total- General + Capital	General with Pension	Salaries			
39	NETWORK PROJECT ON TRANSGENIC IN CROPS, NRCPB, New Delhi	0.00	0.00	0.00	0.00	0.00	0.00	395.00	30.05	425.05	395.00	0.00	425.05
40	DR & MR, Bharatpur	50.00	0.00	50.00	36.87	0.00	36.87	546.87	39.83	586.70	600.14	743.41	1383.38
41	AICRP on R&M, DR & MR, Bharatpur	20.00	0.00	20.00	0.00	0.00	0.00	283.56	0.00	283.56	283.56	937.15	1220.71
42	IIMR, Hyderabad	50.00	0.00	50.00	161.25	20.00	181.25	841.25	54.62	895.87	1137.19	1575.57	2767.38
43	AICRP on Sorghum, IIMR, Hyderabad	35.00	0.00	35.00	0.00	0.00	0.00	195.00	0.00	195.00	195.00	795.08	990.08
44	AICRP on Pearl Millets, IIMR, Hyderabad	30.00	0.00	30.00	0.00	0.00	0.00	390.20	0.00	390.20	390.20	693.39	1083.59
45	AICRP on Small Millets, IIMR, Hyderabad	25.00	0.00	25.00	0.00	0.00	0.00	120.00	0.00	120.00	120.00	470.05	590.05
46	DSR, Indore	5.00	0.00	5.00	4.28	0.00	4.28	388.11	27.00	415.11	428.11	1180.71	1635.82
47	AICRP on Soyabean, Indore	30.00	0.00	30.00	0.00	0.00	0.00	200.35	0.00	200.35	200.35	891.75	1092.10
48	NBAIR, Bengaluru	25.00	0.00	25.00	31.26	0.00	31.26	462.26	122.00	584.26	519.70	1157.56	1799.26
49	AICRP on Biological Control, NBAIR, Bengaluru	50.00	0.00	50.00	0.00	0.00	0.00	453.80	0.00	453.80	453.80	225.38	679.18
50	IIMR, Ludhiana	30.00	0.00	30.00	101.07	0.00	101.07	741.07	600.00	1341.07	772.97	668.94	2041.91
51	AICRP On Maize, IIMR, New Delhi	80.46	0.00	80.46	0.00	0.00	0.00	450.46	0.00	450.46	450.46	1643.29	2093.75
52	IIOR, Hyderabad	31.00	0.00	31.00	167.68	63.05	230.73	823.89	186.05	1009.94	1278.89	2035.05	3499.99
53	AICRP on Oilseed, Hyderabad	20.00	0.00	20.00	0.00	0.00	0.00	177.00	30.00	207.00	177.00	1000.00	1207.00
54	AICRP on Linseed, IIOR, Hyderabad	20.00	3.60	23.60	0.00	0.00	0.00	154.00	8.60	162.60	154.00	422.45	585.05
55	AICRP on Sesame & Niger, IIOR, Hyderabad	20.00	0.00	20.00	0.00	0.00	0.00	107.00	20.00	127.00	107.00	354.11	481.11
56	IIRR, Hyderabad	40.00	0.00	40.00	156.30	0.00	156.30	941.30	100.00	1041.30	1141.30	2569.11	3810.41
57	AICRP on Rice, IIRR, Hyderabad	40.00	0.00	40.00	0.00	0.00	0.00	735.00	0.00	735.00	735.00	3102.33	3837.33

REVISED ESTIMATES 2019-20 (Allocation from Govt. Grant)

(Rs in lakhs)

Sl. No.	Name of the Unit/AICRP/ Nwtwork Project/ATARI etc.	TSP		Total	SCSP		Total	Grand Total					
		Grant in Aid component			General	Capital		Total	Grant in Aid component				Total
		General	Capital	Total General			Capital		Grand total- General + Capital	General with Pension	Salaries		
58	CRP on Rice Biofortification, IIRR, Hyderabad	0.00	0.00	0.00	0.00	0.00	0.00	640.00	23.97	663.97	640.00	0.00	663.97
59	IWBR, Karnal	6.86	0.00	6.86	40.00	20.00	60.00	696.86	138.00	834.86	915.86	1870.00	2923.86
60	AICRP on Wheat & Barley, IWBR, Karnal	4.95	0.00	4.95	0.00	0.00	0.00	205.49	0.00	205.49	205.49	1695.81	1901.30
61	IISS, Maunath Bhanjan	25.00	0.00	25.00	43.00	6.95	49.95	453.00	81.95	534.95	454.25	354.04	890.24
62	AICRP NSP (CROPS), DSR, Maunath Bhanjan	100.00	0.00	100.00	0.00	0.00	0.00	360.00	19.40	379.40	360.00	2014.41	2393.81
63	Seed Production in Agricultural Corps and Fisheries, DSR, Mau	51.60	0.00	51.60	0.00	0.00	0.00	761.60	48.47	810.07	761.60	0.00	810.07
64	NIBSM, Raipur	51.27	0.00	51.27	69.11	73.75	142.86	415.38	1742.75	2158.13	415.38	389.04	2547.17
65	IAB, Ranchi	45.00	0.00	45.00	24.24	288.17	312.41	299.24	2109.55	2408.79	299.24	322.00	2730.79
66	AINP on VertibratePest Management, (CAZRI, Jodhpur)	40.00	3.75	43.75	0.00	0.00	0.00	202.50	22.60	225.10	202.50	333.74	558.84
	Total Crop Sciences	2000.00	100.00	2100.00	3770.50	1500.00	5270.50	44500.00	19000.00	63500.00	80941.91	90625.48	190567.39
67	CIARI, Port Blair	50.00	0.00	50.00	10.50	10.00	20.50	543.50	40.00	583.50	758.45	2020.00	2818.45
68	CIAH, Bikaner	0.00	0.00	0.00	35.00	5.00	40.00	335.00	105.00	440.00	426.00	1485.00	2016.00
69	AICRP on AZF, CIAH, Bikaner	0.00	0.00	0.00	10.00	5.00	15.00	60.00	10.00	70.00	60.00	653.37	723.37
70	CISH, Lucknow	70.00	0.00	70.00	95.00	7.29	102.29	883.00	110.29	993.29	1332.43	1680.00	3122.72
71	CITH, Srinagar	8.00	0.00	8.00	10.00	0.00	10.00	439.48	11.00	450.48	452.82	490.00	953.82
72	CPCRI, Kasaragod	12.75	10.00	22.75	40.00	10.00	50.00	1131.75	70.23	1201.98	4331.33	3076.22	7477.78
73	AICRP on Palms, CPCRI, Kasaragod	0.00	0.00	0.00	10.00	10.00	20.00	125.00	20.00	145.00	125.00	398.60	543.60
74	CPRI, Shimla	0.00	0.00	0.00	0.00	0.00	0.00	675.00	129.80	804.80	3175.00	4046.91	7351.71
75	AICRP on Potato, CPRI, Shimla	15.00	0.00	15.00	70.00	10.00	80.00	175.00	27.40	202.40	175.00	428.92	631.32
76	CTCRI, Thiruvanthapuram	10.00	0.00	10.00	75.00	15.00	90.00	415.00	48.00	463.00	602.00	1825.00	2475.00
77	AICRP on Tuber Crops, CTCRI, Thiruvanthapuram	2.60	0.00	2.60	35.00	7.00	42.00	169.60	30.47	200.07	169.60	255.48	455.55

Contd...

REVISED ESTIMATES 2019-20 (Allocation from Govt. Grant)

(Rs in lakhs)

Sl. No.	Name of the Unit/AICRP/ Nwtwork Project/ATARI etc.	TSP		Total	SCSP		Total	Grand Total					Total
		Grant in Aid component			General	Capital		Grant in Aid component					
		General	Capital	Total General			Capital	Grand total- General + Capital	General with Pension	Salaries			
78	IIHR, Bangalore	85.50	16.00	101.50	70.00	30.00	100.00	1652.50	346.00	1998.50	5032.50	5599.53	10978.03
79	AICRP on Fruit, IIHR, Bangalore	80.00	20.00	100.00	40.00	14.00	54.00	630.00	249.00	879.00	630.00	1860.00	2739.00
80	IISR, Calicut	15.00	0.00	15.00	30.00	0.00	30.00	465.00	83.00	548.00	832.07	1325.00	2240.07
81	AICRP on Spices, IISR, Calicut	9.00	11.00	20.00	10.00	0.00	10.00	132.00	61.00	193.00	132.00	413.00	606.00
82	IIVR, Varanasi	15.00	0.00	15.00	25.00	5.00	30.00	577.00	153.00	730.00	722.00	1616.14	2491.14
83	AICRP on Vegetables, IIVR, Varanasi	30.00	0.00	30.00	40.00	5.00	45.00	465.00	20.00	485.00	465.00	1835.58	2320.58
84	NRC for Banana, Tiruchirapalli	10.00	0.00	10.00	29.50	0.00	29.50	354.78	135.99	490.77	357.53	716.10	1209.62
85	Dte. for Cashew Research, Puttur	0.00	0.00	0.00	75.00	16.00	91.00	325.00	116.00	441.00	413.60	592.26	1121.86
86	AICRP on Cashew, Dte. For Cashew Research, Puttur	15.00	0.00	15.00	40.00	5.00	45.00	110.00	15.00	125.00	110.00	300.83	425.83
87	CCRI, Nagpur	15.00	4.00	19.00	25.00	3.00	28.00	720.00	255.00	975.00	850.40	808.23	1913.63
88	NRC For Grapes, Pune	5.00	0.00	5.00	35.00	5.00	40.00	467.00	71.81	538.81	571.20	583.00	1226.01
89	DMAPR, Anand	5.00	0.00	5.00	15.00	0.00	15.00	337.00	28.00	365.00	337.00	540.00	905.00
90	AICRP on MAP & Betelvine, DMAPR, Anand	10.00	0.00	10.00	10.00	0.00	10.00	65.00	10.00	75.00	65.00	846.09	921.09
91	Dte. on Mushroom, Solan	10.00	5.00	15.00	50.00	6.00	56.00	365.00	90.93	455.93	382.00	466.50	939.43
92	AICRP on Mushroom, DMR, Solan	10.00	5.00	15.00	50.00	12.00	62.00	147.00	17.00	164.00	147.00	253.83	417.83
93	IIOPR, Pedavegi	25.00	0.00	25.00	45.00	0.00	45.00	557.00	20.00	577.00	669.00	588.21	1277.21
94	Dte. on Onion & Garlic, Pune	60.00	10.00	70.00	90.00	10.00	100.00	662.00	75.00	737.00	689.76	614.05	1378.81
95	NRC on Orchids, Sikkim	5.00	0.00	5.00	15.00	3.00	18.00	179.00	153.00	332.00	179.00	327.35	659.35
96	NRC Seed Spices, Ajmer	10.00	0.00	10.00	35.00	15.00	50.00	277.00	65.00	342.00	332.00	575.00	972.00
97	NRC For Litchi, Muzaffarpur	66.15	0.00	66.15	41.00	10.00	51.00	239.15	128.00	367.15	239.15	357.24	724.39
98	NRC for Pomegranate, Solapur	10.00	6.00	16.00	30.00	20.00	50.00	292.00	120.00	412.00	321.76	329.43	771.19
99	Dte. of Floriculture, Pune	0.00	0.00	0.00	0.32	0.00	0.32	340.32	200.00	540.32	340.32	329.04	869.36

REVISED ESTIMATES 2019-20 (Allocation from Govt. Grant)

(Rs in lakhs)

Sl. No.	Name of the Unit/AICRP/ Nwtwork Project/ATARI etc.	TSP		Total	SCSP		Total	Grand Total					
		Grant in Aid component			General	Capital		Total	Grant in Aid component				Total
		General	Capital	Total General			Capital		Grand total- General + Capital	General with Pension	Salaries		
100	AICRP on Floriculture, Dte. of Floriculture, Pune	0.00	0.00	0.00	10.00	0.00	10.00	35.00	0.00	35.00	35.00	411.26	446.26
Total HORTICULTURAL SCIENCES		659.00	87.00	746.00	1201.32	238.29	1439.61	14346.08	3014.92	17361.00	25460.92	37647.17	66123.01
101	CARI, Izatnagar	31.50	0.00	31.50	184.00	30.00	214.00	1032.00	490.00	1522.00	1631.03	1925.00	4046.03
102	CIRB, Hissar	2.00	0.00	2.00	60.00	30.00	90.00	882.00	310.00	1192.00	1098.54	2121.46	3530.00
103	Network Project on Buffaloes, CIRB, Hissar	0.00	0.00	0.00	40.00	10.00	50.00	503.00	77.00	580.00	503.00	57.82	637.82
104	CIRG, Makhdoom	0.00	0.00	0.00	49.00	15.00	64.00	630.00	141.00	771.00	1114.13	2235.24	3490.37
105	AICRP on Goats, CIRG, Makhdoom	64.00	0.00	64.00	33.00	15.00	48.00	458.00	115.00	573.00	458.00	0.00	573.00
106	CSWRI, Avikanagar	52.50	1.00	53.50	100.00	20.00	120.00	1344.00	140.00	1484.00	1644.00	2940.00	4724.00
107	AICRP on Mega Sheep Seed Project, CSWRI, Avikanagar	21.50	0.00	21.50	17.00	0.00	17.00	192.00	10.00	202.00	192.00	0.00	202.00
108	Network on Sheep Improvement, CSWRI, Avikanagar	43.00	0.00	43.00	21.00	0.00	21.00	218.00	32.00	250.00	218.00	55.84	305.84
109	IVRI, Izatnagar	82.00	4.00	86.00	330.00	120.00	450.00	4630.00	969.25	5599.25	19975.00	13936.00	34880.25
110	Outreach Prog. On Env. Pollutant, IVRI, Izatnagar	0.00	0.00	0.00	11.00	0.00	11.00	102.00	30.00	132.00	102.00	0.00	132.00
111	Outreach Prog. On Zoonotic Diseases, IVRI, Izatnagar	0.00	0.00	0.00	13.00	0.00	13.00	154.00	26.00	180.00	154.00	0.00	180.00
112	Outreach Prog, on Ethno vety. Medicine, IVRI, Izatnagar	0.00	0.00	0.00	8.00	0.00	8.00	76.50	10.00	86.50	76.50	0.00	86.50
113	Network on GIP,IVRI, Izatnagar	0.00	0.00	0.00	7.00	0.00	7.00	76.50	5.00	81.50	76.50	0.00	81.50
114	Network on BTB, IVRI, Izatnagar	0.00	0.00	0.00	6.50	0.00	6.50	50.00	21.00	71.00	50.00	0.00	71.00
115	Network on Neonatal Mortality, IVRI, Izatnagar	0.00	0.00	0.00	10.00	0.00	10.00	78.00	26.00	104.00	78.00	0.00	104.00
116	Network on Diag. Imaging Tech., IVRI, Izatnagar	0.00	0.00	0.00	8.00	0.00	8.00	73.00	43.00	116.00	73.00	0.00	116.00

Contd...

REVISED ESTIMATES 2019-20 (Allocation from Govt. Grant)

(Rs in lakhs)

Sl. No.	Name of the Unit/AICRP/ Nwtwork Project/ATARI etc.	TSP		Total	SCSP		Total	Grand Total					Total
		Grant in Aid component			General	Capital		Total General	Capital	Grand total- General + Capital	General with Pension	Salaries	
		General	Capital										
117	CRP on V&D, IVRI, Izatnagar	0.00	0.00	0.00	48.00	8.00	56.00	511.00	174.00	685.00	511.00	0.00	685.00
118	NIHSAD, Bhopal	0.00	0.00	0.00	43.00	1.00	44.00	873.00	168.00	1041.00	875.00	840.00	1883.00
119	NBAGR, Karnal	0.00	0.00	0.00	75.00	5.00	80.00	434.00	60.00	494.00	474.00	1047.92	1581.92
120	Network Project on Animal Genetic Resources, NBAGR, Karnal	32.00	0.00	32.00	10.00	0.00	10.00	128.00	2.00	130.00	128.00	0.00	130.00
121	NDRI, Karnal	47.00	0.00	47.00	276.00	99.00	375.00	4076.00	604.00	4680.00	12326.00	8561.03	21491.03
122	NIANP, Bangalore	0.00	0.00	0.00	46.94	20.00	66.94	524.94	251.00	775.94	814.94	1335.00	2400.94
123	AICRP ON NPAERP + OP on Methan Emission, NIANP, Bangalore	10.00	0.00	10.00	13.00	4.00	17.00	194.00	14.00	208.00	194.00	0.00	208.00
124	NRC on Camel, Bikaner	5.50	1.00	6.50	38.00	38.00	76.00	441.00	139.00	580.00	458.23	769.08	1366.31
125	NRC on Equines, Hissar	0.00	0.00	0.00	65.06	14.00	79.06	618.06	164.00	782.06	836.12	1046.00	2046.12
126	National Centre for Veterinary Type Culture Collection, NRC on Equines, Hissar	0.00	0.00	0.00	18.00	7.00	25.00	184.00	63.50	247.50	184.00	0.00	247.50
127	NRC on Meat, Hyderabad	0.00	0.00	0.00	24.00	10.00	34.00	205.00	202.00	407.00	233.00	646.00	1081.00
128	NRC on Mithun	76.00	0.00	76.00	0.00	0.00	0.00	436.72	120.20	556.92	447.72	486.00	1053.92
129	NRC on Pig, Guwahati	105.00	12.00	117.00	25.00	15.00	40.00	417.00	150.00	567.00	417.00	420.00	987.00
130	AICRP on Pig, NRC on Pig, Guwahati	202.00	0.00	202.00	35.50	12.50	48.00	490.50	99.50	590.00	490.50	122.21	712.21
131	Mega seed on Pig, NRC on Pig, Guwahati	93.00	0.00	93.00	19.50	7.50	27.00	342.50	30.50	373.00	342.50	0.00	373.00
132	NRC on Yak, Dirang	102.42	15.84	118.26	42.98	9.60	52.58	530.64	110.44	641.08	536.44	350.63	997.51
133	NIVEDI, Bangalore	0.00	0.00	0.00	8.00	25.00	33.00	623.00	148.00	771.00	623.00	647.06	1418.06
134	CIRC, Meerut	0.00	0.00	0.00	46.00	8.00	54.00	358.00	74.00	432.00	412.00	875.00	1361.00
135	AICRP on Cattle, CIRC, Meerut	21.50	0.00	21.50	48.00	0.00	48.00	622.00	61.25	683.25	622.00	234.95	918.20
136	Dte. Of Foot & Mouth Disease, Mukteswar	47.00	0.00	47.00	65.00	40.00	105.00	1151.00	134.00	1285.00	1267.30	300.48	1701.78
137	Dte. Of Poultry Research, Hyderabad	21.50	0.00	21.50	75.00	25.00	100.00	1000.00	210.00	1210.00	1005.00	980.57	2195.57

Contd...

REVISED ESTIMATES 2019-20 (Allocation from Govt. Grant)

(Rs in lakhs)

Sl. No.	Name of the Unit/AICRP/ Nwtwork Project/ATARI etc.	TSP		Total	SCSP		Total	Grand Total					
		Grant in Aid component			General	Capital		Total	Grant in Aid component				Total
		General	Capital	Total General			Capital		Grand total- General + Capital	General with Pension	Salaries		
138	AICRP on Poultry, Dte. Of Poultry Research, Hyderabad	38.00	0.00	38.00	18.00	7.00	25.00	259.00	69.00	328.00	259.00	350.00	678.00
139	Poultry Seed Project, Dte. Of Poultry Research, Hyderabad	58.74	0.00	58.74	33.00	15.00	48.00	373.74	214.26	588.00	373.74	0.00	588.00
	TOTAL ANIMAL SCIENCES	1156.16	33.84	1190.00	1970.48	610.60	2581.08	25292.10	5707.90	31000.00	51274.19	42283.29	99265.38
140	CAZRI, Johdhpur	45.73	22.86	68.59	65.00	35.00	100.00	825.73	337.86	1163.59	6471.49	4916.54	11725.89
141	CRIDA, Hyderabad	0.00	0.00	0.00	70.00	25.00	95.00	710.00	125.00	835.00	1430.85	2605.10	4160.95
142	AICRP on Dryland Agriculture, CRIDA, Hyderabad	0.00	0.00	0.00	35.00	1.17	36.17	328.03	11.17	339.20	328.03	2107.93	2447.13
143	AICRP on Agrometeorology, CRIDA, Hyderabad	0.00	0.00	0.00	10.50	1.17	11.67	101.08	11.17	112.25	101.08	562.00	674.25
144	IIS & WC (CS & WCR & TI), Dehradun	22.86	15.00	37.86	112.52	20.72	133.24	1005.38	125.72	1131.10	1904.86	4220.00	6250.58
145	CSSRI, Karnal	0.00	0.00	0.00	65.00	13.79	78.79	755.00	81.99	836.99	1294.50	2441.34	3817.83
146	PCU-SAS, CSSRI, Karnal	0.00	0.00	0.00	6.30	0.00	6.30	60.36	0.00	60.36	60.36	560.00	620.36
147	ICAR RC For NEH Region., Barapani	652.51	90.03	742.54	100.00	10.00	110.00	3093.90	655.03	3748.93	4325.90	6406.16	11387.09
148	ICAR Res. Complex for Eastern Region, Patna	0.00	0.00	0.00	70.00	12.89	82.89	750.30	80.89	831.19	1100.30	2600.00	3781.19
149	CCARI (ICAR Res. Complex), Goa	27.43	18.29	45.72	40.00	10.54	50.54	572.43	86.53	658.96	612.28	808.71	1507.52
150	IISS, Bhopal	18.29	0.00	18.29	30.00	5.86	35.86	388.29	105.86	494.15	423.94	1711.47	2241.27
151	AICRP on Micronutrients, IISS, Bhopal	9.14	0.00	9.14	9.07	21.40	30.47	91.02	29.37	120.39	91.02	602.13	722.52
152	AICRP on Biofertilizer, IISS, Bhopal	0.00	0.00	0.00	3.81	1.20	5.01	36.57	9.17	45.74	36.57	192.72	238.46
153	AICRP on STCR, IISS, Bhopal	9.14	0.00	9.14	8.11	7.17	15.28	88.68	15.14	103.82	88.68	625.35	729.17
154	AICRP on LTFE, IISS, Bhopal	13.86	0.00	13.86	4.29	6.17	10.46	63.15	14.14	77.29	63.15	414.58	491.87
155	CRP on Conservation Agriculture, IISS, Bhopal	0.00	0.00	0.00	21.95	10.08	32.03	210.33	78.65	288.98	210.33	0.00	288.98

Contd...

REVISED ESTIMATES 2019-20 (Allocation from Govt. Grant)

(Rs in lakhs)

Sl. No.	Name of the Unit/AICRP/ Nwtwork Project/ATARI etc.	TSP		Total	SCSP		Total	Grand Total					Total
		Grant in Aid component			General	Capital		Total General	Capital	Grand total- General + Capital	General with Pension	Salaries	
		General	Capital										
156	NBSS & LUP, Nagpur	0.00	0.00	0.00	75.42	10.54	85.96	875.42	60.54	935.96	4822.14	3487.18	8369.86
157	CARI,Jhansi	0.00	0.00	0.00	20.00	11.13	31.13	250.00	66.88	316.88	482.68	835.00	1384.56
158	AICRP on Agroforestry, CARI, Jhansi	15.00	0.00	15.00	16.89	4.69	21.58	188.86	36.58	225.44	188.86	1095.42	1320.86
159	IWWM, Bhubaneshwar	0.00	0.00	0.00	10.00	8.76	18.76	260.00	38.76	298.76	267.13	969.00	1274.89
160	AICRP on IWM, IWWM, Bhubaneshwar	0.00	0.00	0.00	7.73	1.17	8.90	84.07	9.14	93.21	84.07	2100.00	2193.21
161	CRP on Water, IWWM, Bhubaneshwar	0.00	0.00	0.00	25.00	11.72	36.72	232.52	61.72	294.24	232.52	0.00	294.24
162	NRC on Integrated Farming (Mahtma Gandhi Institute of Integrated Farming), Motihari	0.00	0.00	0.00	10.00	72.90	82.90	194.00	373.04	567.04	194.00	154.29	721.33
163	Dte. Of Weed Research, Jabalpur	0.00	0.00	0.00	10.00	6.95	16.95	367.00	72.99	439.99	370.48	663.82	1107.29
164	AICRP on Weed Management, DWR, Jabalpur	0.00	0.00	0.00	20.75	1.05	21.80	110.84	8.22	119.06	110.84	593.83	712.89
165	IIFSR, Modipuram	0.00	0.00	0.00	35.00	7.26	42.26	375.00	32.26	407.26	486.00	1220.00	1738.26
166	AICRP on Integragted Farming System, IIFSR, Modipuram	22.86	0.00	22.86	49.00	27.03	76.03	287.19	114.87	402.06	287.19	1764.97	2167.03
167	Network Project on Organic Farming, IIFSR, Modipuram	0.00	0.00	0.00	20.45	0.00	20.45	146.17	18.00	164.17	146.17	0.00	164.17
168	NIASM, Baramati	0.00	0.00	0.00	11.14	10.00	21.14	460.99	310.00	770.99	537.59	588.85	1436.44
169	TOTAL NRM DIVISION	836.82	146.18	983.00	962.93	355.36	1318.29	12912.31	2970.69	15883.00	26753.01	44246.39	73970.09
	NICRA, Hyderabad	0.00	0.00	0.00	330.00	40.00	370.00	4200.00	400.00	4600.00	4200.00	0.00	4600.00
170	TOTAL CRAI/NICRA	0.00	0.00	0.00	330.00	40.00	370.00	4200.00	400.00	4600.00	4200.00	0.00	4600.00
171	CIBA, Chennai	34.00	18.00	52.00	100.28	27.72	128.00	1231.25	307.61	1538.86	3022.18	2195.00	5524.79
172	AINP on Fish Health, CIBA, Chennai	0.00	0.00	0.00	22.48	5.17	27.65	229.68	43.98	273.66	229.68	0.00	273.66
173	CIFRI, Barrackpore	29.03	13.00	42.03	82.85	21.53	104.38	870.03	381.40	1251.43	7598.02	2964.01	10943.43
174	CIFA, Bhubaneshwar	69.00	23.08	92.08	110.87	31.47	142.34	1241.75	477.94	1719.69	1665.75	2811.29	4954.98

67

Contd...

REVISED ESTIMATES 2019-20 (Allocation from Govt. Grant)

(Rs in lakhs)

Sl. No.	Name of the Unit/AICRP/ Nwtwork Project/ATARI etc.	TSP		Total	SCSP		Total	Grand Total					Total
		Grant in Aid component			General	Capital		Total General	Capital	Grand total- General + Capital	General with Pension	Salaries	
		General	Capital										
175	CIFE, Mumbai	29.00	0.00	29.00	190.01	54.50	244.51	2736.25	270.94	3007.19	5415.87	3333.11	9019.92
176	CIFT, Kochi	20.00	0.00	20.00	91.76	24.69	116.45	1049.36	357.61	1406.97	1414.36	3058.32	4830.29
177	CMFRI, Kochi	22.00	10.00	32.00	144.23	43.32	187.55	1805.74	452.61	2258.35	9017.74	6600.00	16070.35
178	ANIP Mericulture, CMFRI, Kochi	0.00	0.00	0.00	29.11	2.45	31.56	252.05	125.56	377.61	252.05	0.00	377.61
179	NBFGR, Lucknow	24.00	0.00	24.00	77.80	24.65	102.45	849.70	349.97	1199.67	869.70	1400.16	2619.83
180	CRP Genomics, NBFGR, Lucknow	0.00	0.00	0.00	36.05	0.00	36.05	473.05	0.00	473.05	473.05	0.00	473.05
181	Dte. Of Coldwater Fisheries Research, Bhimtal	19.00	10.00	29.00	50.78	10.15	60.93	540.50	192.02	732.52	542.50	675.68	1410.20
	TOTAL FISHEREIES	246.03	74.08	320.11	936.22	245.65	1181.87	11279.36	2959.64	14239.00	30500.90	23037.57	56498.11
182	CIAE, Bhopal	0.00	0.00	0.00	77.79	16.55	94.34	914.17	128.19	1042.36	3068.48	3008.41	6205.08
183	AICRP on FIM, CIAE, Bhopal	0.00	0.00	0.00	0.00	0.00	0.00	221.92	66.11	288.03	221.92	1125.00	1413.03
184	AICRP on ESA, CIAE, Bhopal	0.00	0.00	0.00	0.00	0.00	0.00	91.38	31.42	122.80	91.38	355.00	477.80
185	AICRP on EAAI, CIAE, Bhopal	0.00	0.00	0.00	0.00	0.00	0.00	320.01	65.00	385.01	320.01	822.59	1207.60
186	AICRP on UAE, CIAE, Bhopal	0.00	0.00	0.00	0.00	0.00	0.00	151.69	34.45	186.14	151.69	416.42	602.56
187	CRP On FMPF, CIAE, Bhopal	0.00	0.00	0.00	0.00	0.00	0.00	141.10	9.70	150.80	141.10	0.00	150.80
188	CRP On EA, CIAE, Bhopal	0.00	0.00	0.00	0.00	0.00	0.00	107.96	17.55	125.51	107.96	0.00	125.51
189	CIPHET, Ludhiana	0.00	0.00	0.00	89.75	16.51	106.26	613.07	137.01	750.08	695.82	1025.00	1857.83
190	AICRP on PET, CIPHET, Ludhiana	0.00	0.00	0.00	30.00	16.25	46.25	181.16	35.49	216.65	181.16	293.31	509.96
191	AICRP on PHET, CIPHET, Ludhiana	0.00	0.00	0.00	0.00	0.00	0.00	348.20	188.24	536.44	348.20	1711.92	2248.36
192	CRP On SA, CIPHET, Ludhiana	0.00	0.00	0.00	0.00	0.00	0.00	77.91	14.00	91.91	77.91	0.00	91.91
193	CIRCOT, Mumbai	0.00	0.00	0.00	101.75	36.51	138.26	609.75	201.51	811.26	846.75	1864.20	2912.46
194	CRP on Natural Fibres, CIRCOT, Mumbai	0.00	0.00	0.00	0.00	0.00	0.00	58.50	31.50	90.00	58.50	0.00	90.00
195	IINRG, Ranchi	0.00	0.00	0.00	39.75	66.51	106.26	589.75	171.51	761.26	906.02	1296.33	2373.86

Contd...

REVISED ESTIMATES 2019-20 (Allocation from Govt. Grant)

(Rs in lakhs)

Sl. No.	Name of the Unit/AICRP/ Nwtwork Project/ATARI etc.	TSP		Total	SCSP		Total	Grand Total					
		Grant in Aid component			General	Capital		Total	Grant in Aid component				Total
		General	Capital	Total General			Capital		Grand total-General + Capital	General with Pension	Salaries		
196	NWP on HP VANR&G, IINRG, Ranchi	0.00	0.00	0.00	0.00	0.00	0.00	162.16	9.72	171.88	162.16	0.00	171.88
197	NWP on CLIGR, IINRG, Ranchi	0.00	0.00	0.00	0.00	0.00	0.00	178.03	22.12	200.15	178.03	0.00	200.15
198	NINFET,Kolkata	0.00	0.00	0.00	30.00	10.00	40.00	425.73	45.99	471.72	619.73	1330.00	1995.72
	TOTAL AGRICULTURAL ENGINEERING	0.00	0.00	0.00	369.04	162.33	531.37	5192.49	1209.51	6402.00	8176.82	13248.18	22634.51
199	IASRI including CABin, New Delhi	0.00	0.00	0.00	180.00	11.00	191.00	2310.00	111.48	2421.48	3287.00	2740.00	6138.48
200	NIAP & PR, New Delhi	0.00	0.00	0.00	50.77	5.25	56.02	470.27	84.25	554.52	589.02	658.06	1331.33
	TOTAL ECO. STATISTICS &MANAGEMENT	0.00	0.00	0.00	230.77	16.25	247.02	2780.27	195.73	2976.00	3876.02	3398.06	7469.81
201	NAARM, Hyderabad	0.00	0.00	0.00	73.54	32.79	106.33	2352.00	652.79	3004.79	5866.00	2320.00	8838.79
202	CIWA, Bhubaneshwar	0.00	0.00	0.00	22.00	10.00	32.00	222.00	510.00	732.00	222.00	530.00	1262.00
203	AICRP on Home Science, CIWA, Bhubaneshwar	0.00	0.00	0.00	0.00	0.00	0.00	450.00	122.00	572.00	450.00	1397.23	1969.23
204	Strengthening and Development of Higher Agricultural Education in India	1444.00	825.00	2269.00	2188.00	2205.21	4393.21	19673.00	21018.21	40691.21	19673.00	0.00	40691.21
	TOTAL AG. EDUCATION DIVISION	1444.00	825.00	2269.00	2283.54	2248.00	4531.54	22697.00	22303.00	45000.00	26211.00	4247.23	52761.23
205	HEADQUARTERS UNIT - Krishi Bhawan	0.00	0.00	0.00	0.00	0.00	0.00	17592.00	5664.00	23256.00	22737.37	8701.03	37102.40
	TOTAL ICAR HQRS.	0.00	0.00	0.00	0.00	0.00	0.00	17592.00	5664.00	23256.00	22737.37	8701.03	37102.40
206	PIU, NASF	0.00	0.00	0.00	0.00	0.00	0.00	3800.00	1200.00	5000.00	3800.00	60.00	5060.00
	TOTAL NASF	0.00	0.00	0.00	0.00	0.00	0.00	3800.00	1200.00	5000.00	3800.00	60.00	5060.00
207	DKMA, New Delhi	0.00	0.00	0.00	0.00	0.00	0.00	436.00	25.00	461.00	436.00	505.26	966.26
208	ATARI ZONE-I, Ludhiana	141.25	41.00	182.25	264.00	150.00	414.00	1106.25	545.98	1652.23	1120.79	8039.24	9706.01
209	ATARI ZONE-II, Jodhpur	133.00	275.20	408.20	32.00	21.00	53.00	808.00	811.20	1619.20	809.00	7248.17	8868.37
210	ATARI ZONE-III, Kanpur	128.00	162.10	290.10	135.00	240.00	375.00	996.00	896.10	1892.10	998.12	9697.97	11592.19
211	ATARI ZONE-IV, Patna	136.00	158.15	294.15	17.00	12.00	29.00	805.00	623.15	1428.15	805.00	5510.65	6938.80

Contd...

REVISED ESTIMATES 2019-20 (Allocation from Govt. Grant)

(Rs in lakhs)

Sl. No.	Name of the Unit/AICRP/ Nwtwork Project/ATARI etc.	TSP		Total	SCSP		Total	Grand Total					
		Grant in Aid component			General	Capital		Total	Grant in Aid component				Total
		General	Capital	Total General			Capital		Grand total- General + Capital	General with Pension	Salaries		
212	ATARI ZONE-V, Kolkata	86.38	115.40	201.78	355.00	218.11	573.11	1056.38	649.65	1706.03	1081.38	6000.00	7731.03
213	ATARI ZONE-VI, Guwahati	120.00	123.40	243.40	130.00	0.00	130.00	961.28	691.44	1652.72	961.28	5550.00	7202.72
214	ATARI ZONE-VII, Barapani	91.00	105.00	196.00	0.00	0.00	0.00	818.99	612.89	1431.88	835.40	5957.05	7405.34
215	ATARI ZONE-VIII, Pune	170.00	193.28	363.28	0.00	0.00	0.00	1017.10	755.28	1772.38	1017.10	8496.41	10268.79
216	ATARI ZONE-IX, Jabalpur	216.50	231.00	447.50	0.00	0.00	0.00	1150.50	923.00	2073.50	1150.50	6349.96	8423.46
217	ATARI ZONE-X, Hyderabad	158.50	183.00	341.50	146.00	101.40	247.40	1096.50	839.40	1935.90	1216.50	7341.00	9396.90
218	ATARI ZONE-XI, Bengalore	14.75	0.00	14.75	8.00	6.00	14.00	824.66	629.08	1453.74	829.06	5909.89	7368.03
219	FARMER FIRST	0.00	0.00	0.00	0.00	0.00	0.00	900.00	150.00	1050.00	900.00	0.00	1050.00
220	ARYA	0.00	0.00	0.00	0.00	0.00	0.00	970.09	791.08	1761.17	970.09	0.00	1761.17
221	Agricultural Extension	0.00	0.00	0.00	0.00	0.00	0.00	20.00	0.00	20.00	20.00	0.00	20.00
222	NETWORK PROJECT	0.00	0.00	0.00	0.00	0.00	0.00	105.00	0.00	105.00	105.00	0.00	105.00
223	DISASTER MGMT.	0.00	0.00	0.00	0.00	0.00	0.00	25.00	75.00	100.00	25.00	0.00	100.00
	TOTAL AGRICULTURAL EXTENSION	1395.38	1587.53	2982.91	1087.00	748.51	1835.51	13096.75	9018.25	22115.00	13280.22	76605.60	98904.07
224	NAHEP (EAP)	0.00	0.00	0.00	0.00	0.00	0.00	13803.00	6982.00	20785.00	13803.00	0.00	20785.00
	Total NAHEP	0.00	0.00	0.00	0.00	0.00	0.00	13803.00	6982.00	20785.00	13803.00	0.00	20785.00
	GRAND TOTAL	7737.39	2853.63	10591.02	13141.80	6164.99	19306.79	191491.36	80625.64	272117.00	311015.36	344100.00	735741.00

**REVISED ESTIMATES
2020-21**

REVISED ESTIMATES 2020-21 (Allocation from Govt. Grant)

(Rs in lakh)

Sl. No.	Name of the Unit/AICRP/Network Project/ ATARI etc.	Other than NEH & TSP				NEH			
		Grant in Aid component				Total	Grant in Aid component		Total
		General	Capital	Salaries	Pension		General	Capital	
1	CICR, Nagpur	800.00	220.64	2730.22	648.00	4398.86	20.00	0.00	20.00
2	AICRP on Cotton, CICR, Nagpur	203.00	0.00	1244.56	0.00	1447.56	7.35	0.00	7.35
	CICR, Nagpur	1003.00	220.64	3974.78	648.00	5846.42	27.35	0.00	27.35
3	CRIJAF, Barrackpore	644.00	5.27	2125.00	470.00	3244.27	30.00	0.00	30.00
4	AINPJAF, CRIJAF, Barrackpore	80.00	0.00	303.47	0.00	383.47	11.49	0.00	11.49
	CRIJAF, Barrackpore	724.00	5.27	2428.47	470.00	3627.74	41.49	0.00	41.49
5	NRRI, Cuttack	1100.00	200.00	3509.53	4405.19	9214.72	60.00	0.00	60.00
6	Incentivizing Research in Agriculture, NRRI, Cuttack	720.00	300.00	0.00	0.00	1020.00	0.00	0.00	0.00
	NRRI, Cuttack	1820.00	500.00	3509.53	4405.19	10234.72	60.00	0.00	60.00
7	CTRI, Rajamundry	395.00	5.00	1987.11	2791.07	5178.18	6.12	0.00	6.12
8	NETWORK on Tobacco, CTRI, Rajamundry	63.30	0.00	170.92	0.00	234.22	6.12	0.00	6.12
	CTRI, Rajamundry	458.30	5.00	2158.03	2791.07	5412.40	12.24	0.00	12.24
	IARI, New Delhi	9999.80	2902.46	21709.51	18901.61	53513.38	180.00	0.00	180.00
9	Pesticide Residues, IARI, New Delhi	150.00	90.00	387.70	0.00	627.70	9.00	0.00	9.00
10	AICRP Nematode, IARI, New Delhi	124.28	0.00	169.15	0.00	293.43	23.00	0.00	23.00
11	CRP On Hybrid Technology, IARI, New Delhi	522.00	10.00	0.00	0.00	532.00	0.00	0.00	0.00
12	CRP On Molecular Breeding, IARI, New Delhi	401.20	18.00	0.00	0.00	419.20	0.00	0.00	0.00
13	AICRP on Honey Bee & Pollinators, IARI, New Delhi	123.56	3.65	364.84	0.00	492.05	15.00	0.00	15.00
14	IARI Types Deemed University, Assam	0.00	661.03	0.00	0.00	661.03	249.80	998.00	1247.80
	IARI	11320.84	3685.14	22631.20	18901.61	56538.79	476.80	998.00	1474.80
15	IARI Types Deemed University, Jharkhand	201.16	1650.00	166.89	0.00	2018.05	0.00	0.00	0.00
	IARI	11522.00	5335.14	22798.09	18901.61	58556.84	476.80	998.00	1474.80
16	IGFRI, Jhansi	690.00	40.00	3298.83	721.80	4750.63	30.00	0.00	30.00
17	AICRP on Forage Crops and Utilization, IGFRI, Jhansi	150.00	5.00	1030.97	0.00	1185.97	15.20	0.00	15.20
	IGFRI, Jhansi	840.00	45.00	4329.80	721.80	5936.60	45.20	0.00	45.20
18	IIPR, Kanpur	725.66	408.40	2287.60	224.27	3645.93	20.00	0.00	20.00
19	AICRP on Chickpea, IIPR, Kanpur	156.00	0.00	821.04	0.00	977.04	20.00	0.00	20.00
20	AICRP on Mullarp, IIPR, Kanpur	159.50	0.00	1019.15	0.00	1178.65	10.00	0.00	10.00
21	AICRP on Pigeonpea, IIPR, Kanpur	135.09	0.00	758.05	0.00	893.14	10.00	0.00	10.00

Contd...

REVISED ESTIMATES 2020-21 (Allocation from Govt. Grant)

(Rs in lakh)

Sl. No.	Name of the Unit/AICRP/Network Project/ ATARI etc.	Other than NEH & TSP					NEH		
		Grant in Aid component				Total	Grant in Aid component		Total
		General	Capital	Salaries	Pension		General	Capital	
22	AICRP on Arid Legumes, IIPR Kanpur	64.00	0.00	290.14	0.00	354.14	10.00	0.00	10.00
	IIPR, Kanpur	1240.25	408.40	5175.98	224.27	7048.90	70.00	0.00	70.00
23	IISR, Lucknow	1800.00	61.89	2871.56	2275.63	7009.08	20.00	0.00	20.00
24	AICRP on Sugarcane, IISR, Lucknow	145.00	0.00	652.86	0.00	797.86	20.00	0.00	20.00
	IISR, Lucknow	1945.00	61.89	3524.42	2275.63	7806.94	40.00	0.00	40.00
25	NBAIM, Maunath Bhanjan	593.00	104.50	454.27	6.00	1157.77	50.00	0.00	50.00
26	AMAAS, NBAIM, Mau	353.00	0.00	0.00	0.00	353.00	0.00	0.00	0.00
	NBAIM, Maunath Bhanjan	946.00	104.50	454.27	6.00	1510.77	50.00	0.00	50.00
27	NBPGR, New Delhi	1695.00	189.44	4636.53	3848.63	10369.60	225.00	0.00	225.00
28	AICRP POTENTIAL CROP, NBPGR, New Delhi	100.00	0.00	263.25	0.00	363.25	45.00	0.00	45.00
29	CRP-AGRO BIODIVERSITY, NBPGR, New Delhi	296.00	3.88	0.00	0.00	299.88	0.00	0.00	0.00
	NBPGR, New Delhi	2091.00	193.32	4899.78	3848.63	11032.73	270.00	0.00	270.00
30	SBI, Coimbatore	733.95	50.00	3011.39	350.66	4146.00	0.00	0.00	0.00
31	VPKAS, Almora	410.00	105.00	1260.00	95.45	1870.45	200.00	0.00	200.00
32	NRCIPM, New Delhi	155.00	1454.18	794.64	250.00	2653.82	36.35	0.00	36.35
33	AINP On Soil Arthropod Pests, NRCIPM, New Delhi	102.00	0.00	223.16	0.00	325.16	33.00	0.00	33.00
34	AINP on Agricultural Acarology, NRCIPM, New Delhi	76.90	0.00	161.66	0.00	238.56	10.30	0.00	10.30
	NRCIPM, New Delhi	333.90	1454.18	1179.46	250.00	3217.54	79.65	0.00	79.65
35	DGR, Junagadh	477.00	354.75	811.08	331.66	1974.49	20.00	0.00	20.00
36	AICRP on Groudnut, DGR, Junagadh	205.00	0.00	904.73	0.00	1109.73	10.00	0.00	10.00
	DGR, Junagadh	682.00	354.75	1715.81	331.66	3084.22	30.00	0.00	30.00
37	NRC Plant Biotechnology, New Delhi	721.20	69.58	960.00	98.57	1849.35	0.00	0.00	0.00
38	NETWORK PROJECT ON TRANSGENIC IN CROPS, NRCPB, New Delhi	400.00	33.00	0.00	0.00	433.00	0.00	0.00	0.00
	NRC Plant Biotechnology, New Delhi	1121.20	102.58	960.00	98.57	2282.35	0.00	0.00	0.00
39	DR & MR, Bharatpur	400.00	50.91	753.25	37.45	1241.61	20.00	0.00	20.00
40	AICRP on R&M, DR & MR, Bharatpur	174.22	0.00	1050.00	0.00	1224.22	61.20	0.00	61.20
	DR & MR, Bharatpur	574.22	50.91	1803.25	37.45	2465.83	81.20	0.00	81.20
41	IIMR, Hyderabad	630.00	150.00	1696.36	260.19	2736.55	34.48	0.00	34.48
42	AICRP on Sorghum, IIMR, Hyderabad	135.00	0.00	793.22	0.00	928.22	30.00	0.00	30.00

Contd...

REVISED ESTIMATES 2020-21 (Allocation from Govt. Grant)

(Rs in lakh)

Sl. No.	Name of the Unit/AICRP/Network Project/ ATARI etc.	Other than NEH & TSP				Total	NEH			
		Grant in Aid component					Total	Grant in Aid component		Total
		General	Capital	Salaries	Pension			General	Capital	
43	AICRP on Pearl Millets, IIMR, Hyderabad	414.60	0.00	730.26	0.00	1144.86	10.00	0.00	10.00	
44	AICRP on Small Millets, IIMR, Hyderabad	64.00	0.00	525.48	0.00	589.48	11.00	0.00	11.00	
	IIMR, Hyderabad	1243.60	150.00	3745.32	260.19	5399.11	85.48	0.00	85.48	
45	DSR, Indore	382.00	20.60	1160.00	216.05	1778.65	18.38	0.00	18.38	
46	AICRP on Soyabean, Indore	140.00	0.00	1104.18	0.00	1244.18	24.50	0.00	24.50	
	DSR, Indore	522.00	20.60	2264.18	216.05	3022.83	42.88	0.00	42.88	
47	NBAIR, Bengaluru	326.00	18.20	1117.38	173.50	1635.08	25.00	0.00	25.00	
48	AICRP on Biological Control, NBAIR, Bengaluru	369.00	0.00	205.81	0.00	574.81	26.00	0.00	26.00	
	NBAIR, Bengaluru	695.00	18.20	1323.19	173.50	2209.89	51.00	0.00	51.00	
49	IIMR, Ludhiana	496.00	534.30	696.65	34.26	1761.21	30.00	0.00	30.00	
50	AICRP On Maize, IIMR, New Delhi	340.00	0.00	1704.29	0.00	2044.29	12.10	0.00	12.10	
	IIMR LUDHIANA	836.00	534.30	2400.94	34.26	3805.50	42.10	0.00	42.10	
51	IIR, Hyderabad	545.00	39.56	2107.98	205.00	2897.54	20.00	0.00	20.00	
52	AICRP on Oilseed, Hyderabad	141.26	0.00	1054.10	0.00	1195.36	10.00	0.00	10.00	
53	AICRP on Linseed, IIR, Hyderabad	76.00	0.00	480.36	0.00	556.36	10.00	0.00	10.00	
54	AICRP on Sesame & Niger, IIR, Hyderabad	75.25	0.00	383.27	0.00	458.52	5.00	0.00	5.00	
	IIR, Hyderabad	837.51	39.56	4025.71	205.00	5107.78	45.00	0.00	45.00	
55	IIRR, Hyderabad	850.00	160.00	2708.07	434.74	4152.81	10.00	0.00	10.00	
56	AICRP on Rice, IIRR, Hyderabad	660.00	0.00	2794.78	0.00	3454.78	21.00	0.00	21.00	
57	CRP on Rice Biofortification, IIRR, Hyderabad	665.00	25.00	0.00	0.00	690.00	0.00	0.00	0.00	
	IIRR, Hyderabad	2175.00	185.00	5502.85	434.74	8297.59	31.00	0.00	31.00	
58	IWBR, Karnal	643.00	28.00	1956.00	197.20	2824.20	11.49	0.00	11.49	
59	AICRP on Wheat & Barley, IWBR, Karnal	258.10	0.00	1435.15	0.00	1693.25	10.00	0.00	10.00	
	IWBR, Karnal	901.10	28.00	3391.15	197.20	4517.45	21.49	0.00	21.49	
60	IISS, Maunath Bhanjan	316.95	293.00	357.64	0.12	967.71	16.00	0.00	16.00	
61	AICRP NSP (CROPS), DSR, Maunath Bhanjan	239.95	18.00	2135.18	0.00	2393.13	20.00	0.00	20.00	
62	Seed Production in Agricultural Corps and Fisheries, DSR, Mau	601.00	50.00	0.00	0.00	651.00	50.00	0.00	50.00	
	IISS, Maunath Bhanjan	1157.90	361.00	2492.82	0.12	4011.84	86.00	0.00	86.00	
63	NIBSM, Raipur	329.52	2312.88	551.47	0.00	3193.87	60.00	0.00	60.00	

Contd...

REVISED ESTIMATES 2020-21 (Allocation from Govt. Grant)

(Rs in lakh)

Sl. No.	Name of the Unit/AICRP/Network Project/ ATARI etc.	Other than NEH & TSP				Total	NEH			
		Grant in Aid component					Total	Grant in Aid component		Total
		General	Capital	Salaries	Pension			General	Capital	
64	IIAB, Ranchi	348.55	2894.13	365.35	0.00	3608.03	48.12	0.00	48.12	
65	AINP on Vertebrate Pest Management, (CAZRI, Jodhpur)	130.00	3.75	361.00	0.00	494.75	10.00	0.00	10.00	
Total Crop Sciences		35621.00	15544.00	89607.04	36977.05	177749.09	2007.00	998.00	3005.00	
66	CIARI, Port Blair	510.00	7.00	1761.76	189.32	2468.08	0.00	0.00	0.00	
67	CIAH, Bikaner	340.00	239.00	1508.27	200.00	2287.27	0.00	0.00	0.00	
68	AICRP on AZF, CIAH, Bikaner	100.00	5.00	688.72	0.00	793.72	0.00	0.00	0.00	
CIAH, Bikaner		440.00	244.00	2196.99	200.00	3080.99	0.00	0.00	0.00	
69	CISH, Lucknow	550.00	100.00	1639.32	407.30	2696.62	50.00	50.00	100.00	
70	CITH, Srinagar	440.00	10.60	465.80	8.71	925.11	56.00	0.00	56.00	
71	CPCRI, Kasaragod	1150.00	21.00	2951.78	2992.17	7114.95	115.00	28.00	143.00	
72	AICRP on Palms, CPCRI, Kasaragod	90.00	0.00	420.04	0.00	510.04	18.00	5.60	23.60	
CPCRI, Kasaragod		1240.00	21.00	3371.82	2992.17	7624.99	133.00	33.60	166.60	
73	CPRI, Shimla	700.00	21.98	3770.00	2800.00	7291.98	15.00	0.00	15.00	
74	AICRP on Potato, CPRI, Shimla	84.00	3.00	670.99	0.00	757.99	35.00	15.20	50.20	
CPRI, Shimla		784.00	24.98	4440.99	2800.00	8049.97	50.00	15.20	65.20	
75	CTCRI, Thiruvanthapuram	356.57	40.00	1791.12	245.64	2433.33	27.00	15.00	42.00	
76	AICRP on Tuber Crops, CTCRI, Thiruvanthapuram	150.00	1.87	252.36	0.00	404.23	35.00	15.00	50.00	
CTCRI, Thiruvanthapuram		506.57	41.87	2043.48	245.64	2837.56	62.00	30.00	92.00	
77	IIHR, Bangalore	1521.72	125.00	5520.10	3637.08	10803.90	20.00	0.00	20.00	
78	AICRP on Fruit, IIHR, Bangalore	400.00	75.00	1600.00	0.00	2075.00	100.00	13.00	113.00	
IIHR, Bangalore		1921.72	200.00	7120.10	3637.08	12878.90	120.00	13.00	133.00	
79	IISR, Calicut	500.00	104.00	1281.20	131.02	2016.22	85.00	26.00	111.00	
80	AICRP on Spices, IISR, Calicut	200.00	0.00	397.04	0.00	597.04	80.00	26.00	106.00	
IISR CALICUT		700.00	104.00	1678.24	131.02	2613.26	165.00	52.00	217.00	
81	IIVR, Varanasi	525.00	145.45	1552.54	268.21	2491.20	48.60	32.43	81.03	
82	AICRP on Vegetables, IIVR, Varanasi	275.00	20.00	1653.57	0.00	1948.57	150.00	63.18	213.18	
IIVR, Varanasi		800.00	165.45	3206.11	268.21	4439.77	198.60	95.61	294.21	
83	NRC for Banana, Tiruchirapalli	350.00	7.00	729.30	113.12	1199.42	0.00	0.00	0.00	
84	Dte. for Cashew Research, Puttur	200.00	30.00	572.90	94.66	897.56	35.00	15.00	50.00	

Contd...

REVISED ESTIMATES 2020-21 (Allocation from Govt. Grant)

(Rs in lakh)

Sl. No.	Name of the Unit/AICRP/Network Project/ ATARI etc.	Other than NEH & TSP					NEH			
		Grant in Aid component				Total	Grant in Aid component		Total	
		General	Capital	Salaries	Pension		General	Capital		
85	AICRP on Cashew, Dte. For Cashew Research, Puttur	125.00	2.80	297.16	0.00	424.96	18.42	10.00	28.42	
	Dte. for Cashew Research, Puttur	325.00	32.80	870.06	94.66	1322.52	53.42	25.00	78.42	
86	CCRI, Nagpur	650.00	24.00	764.85	270.00	1708.85	80.00	45.00	125.00	
87	NRC For Grapes, Pune	450.00	70.00	614.54	104.55	1239.09	20.00	5.00	25.00	
88	DMAPR, Anand	250.00	5.00	519.95	14.62	789.57	2.03	0.00	2.03	
89	AICRP on MAP & Betelvine, DMAPR, Anand	90.00	0.00	850.00	0.00	940.00	10.00	0.00	10.00	
	DMAPR, Anand	340.00	5.00	1369.95	14.62	1729.57	12.03	0.00	12.03	
90	Dte. on Mushroom, Solan	300.00	15.00	491.00	3.54	809.54	5.73	0.00	5.73	
91	AICRP on Mushroom, DMR, Solan	70.00	1.87	267.56	0.00	339.43	30.00	2.80	32.80	
	DMR SOLAN	370.00	16.87	758.56	3.54	1148.97	35.73	2.80	38.53	
92	IIOPR, Pedavegi	400.00	62.50	585.24	128.16	1175.90	40.00	25.00	65.00	
93	Dte. on Onion & Garlic, Pune	470.00	20.00	631.86	7.31	1129.17	80.00	2.80	82.80	
94	NRC on Orchids, Sikkim	36.61	2.00	310.75	0.00	349.36	90.47	59.58	150.05	
95	NRC Seed Spices, Ajmer	250.00	24.00	581.00	49.92	904.92	34.84	0.00	34.84	
96	NRC For Litchi, Muzaffarpur	183.01	14.00	321.82	0.00	518.83	25.62	0.00	25.62	
97	NRC for Pomegranate, Solapur	430.00	35.00	340.61	25.25	830.86	0.00	0.00	0.00	
98	Dte. of Floriculture, Pune	250.00	98.93	355.52	0.00	704.45	0.00	0.00	0.00	
99	AICRP on Floriculture, Dte. of Floriculture, Pune	319.09	0.00	601.11	0.00	920.20	40.29	15.41	55.70	
	DTE OF FLORICULTURE	569.09	98.93	956.63	0.00	1624.65	40.29	15.41	55.70	
	Total HORTICULTURAL SCIENCES	12716.00	1331.00	36759.78	11690.58	62497.36	1347.00	470.00	1817.00	
100	CARI, Izatnagar	794.00	180.00	1513.56	304.29	2791.85	30.00	10.00	40.00	
101	CIRB, Hissar	775.00	66.00	2093.24	179.38	3113.62	20.00	0.00	20.00	
102	Network Project on Baffaloes, CIRB, Hissar	420.00	40.00	42.95	0.00	502.95	0.00	0.00	0.00	
	CIRB, Hissar	1195.00	106.00	2136.19	179.38	3616.57	20.00	0.00	20.00	
103	CIRG, Makhdoom	484.00	14.00	2025.00	783.00	3306.00	25.00	10.00	35.00	
104	AICRP on Goats, CIRG, Makhdoom	272.00	7.00	0.00	0.00	279.00	40.00	5.00	45.00	
	CIRG, Makhdoom	756.00	21.00	2025.00	783.00	3585.00	65.00	15.00	80.00	
105	CSWRI, Avikanagar	1049.00	66.00	2693.76	397.06	4205.82	14.50	7.46	21.96	
106	AICRP on Mega Sheep Seed Project, CSWRI, Avikanagar	135.00	4.00	0.00	0.00	139.00	18.65	4.27	22.92	

Contd...

REVISED ESTIMATES 2020-21 (Allocation from Govt. Grant)

(Rs in lakh)

Sl. No.	Name of the Unit/AICRP/Network Project/ ATARI etc.	Other than NEH & TSP				Total	NEH			
		Grant in Aid component					Total	Grant in Aid component		Total
		General	Capital	Salaries	Pension			General	Capital	
107	Network on Sheep Improvement, CSWRI, Avikanagar	130.00	10.00	55.17	0.00	195.17	16.57	4.27	20.84	
	CSWRI, Avikanagar	1314.00	80.00	2748.93	397.06	4539.99	49.72	16.00	65.72	
108	IVRI, Izatnagar	3875.00	709.00	13569.60	16220.99	34374.59	75.75	20.00	95.75	
109	Outreach Prog. On Env. Pollutant, IVRI, Izatnagar	85.00	20.00	0.00	0.00	105.00	0.00	0.00	0.00	
110	Outreach Prog. On Zoonotic Diseases, IVRI, Izatnagar	124.00	8.00	0.00	0.00	132.00	0.00	0.00	0.00	
111	Outreach Prog, on Ethno vety. Medicine, IVRI, Izatnagar	60.00	8.00	0.00	0.00	68.00	0.00	0.00	0.00	
112	Network on GIP,IVRI, Izatnagar	55.00	4.00	0.00	0.00	59.00	0.00	0.00	0.00	
113	Network on BTM, IVRI, Izatnagar	0.00	0.00	0.00	0.00	0.00	0.00	0.00	0.00	
114	Network on Neonatal Mortality, IVRI, Izatnagar	62.00	8.00	0.00	0.00	70.00	0.00	0.00	0.00	
115	Network on Diag. Imaging Tech., IVRI, Izatnagar	62.00	12.00	0.00	0.00	74.00	0.00	0.00	0.00	
116	CRP on V&D, IVRI, Izatnagar	374.00	40.00	0.00	0.00	414.00	0.00	0.00	0.00	
	IVRI, Izatnagar	4697.00	809.00	13569.60	16220.99	35296.59	75.75	20.00	95.75	
117	NIHSAD, Bhopal	815.00	21.00	814.03	19.70	1669.73	10.00	0.00	10.00	
118	NBAGR, Karnal	427.25	46.00	1061.29	427.34	1961.88	108.00	5.00	113.00	
119	Network Project on Animal Genetic Resources, NBAGR, Karnal	5.76	0.00	0.00	0.00	5.76	4.00	0.00	4.00	
	NBAGR, Karnal	433.01	46.00	1061.29	427.34	1967.64	112.00	5.00	117.00	
120	NDRI, Karnal	3521.00	362.00	8555.39	9848.73	22287.12	63.34	5.00	68.34	
121	NIANP, Bangalore	468.00	42.00	1370.54	43.22	1923.76	20.00	0.00	20.00	
122	AICRP ON NPAERP + OP on Methan Emission, NIANP, Bangalore	136.00	0.00	0.00	0.00	136.00	16.00	5.00	21.00	
	NIANP, Bangalore	604.00	42.00	1370.54	43.22	2059.76	36.00	5.00	41.00	
123	NRC on Camel, Bikaner	344.00	90.00	732.17	137.16	1303.33	0.00	0.00	0.00	
124	NRC on Equines, Hissar	525.00	35.20	1040.09	2.00	1602.29	24.00	5.00	29.00	
125	National Centre for Veterinary Type Culture Collection, NRC on Equines, Hissar	175.00	39.80	0.00	0.00	214.80	0.00	0.00	0.00	
	NRC EQUINES	700.00	75.00	1040.09	2.00	1817.09	24.00	5.00	29.00	
126	NRC on Meat, Hyderabad	172.00	88.00	648.84	138.51	1047.35	24.00	8.00	32.00	
127	NRC on Mithun	0.00	18.00	433.95	72.27	524.22	364.00	14.00	378.00	
128	NRC on Pig, Guwahati	0.00	0.00	585.53	0.00	585.53	364.15	120.00	484.15	

Contd...

REVISED ESTIMATES 2020-21 (Allocation from Govt. Grant)

(Rs in lakh)

Sl. No.	Name of the Unit/AICRP/Network Project/ ATARI etc.	Other than NEH & TSP				Total	NEH			
		Grant in Aid component					Total	Grant in Aid component		Total
		General	Capital	Salaries	Pension			General	Capital	
129	AICRP on Pig, NRC on Pig, Guwahati	117.00	8.00	120.75	0.00	245.75	180.00	55.00	235.00	
130	Mega seed on Pig, NRC on Pig, Guwahati	118.00	4.00	0.00	0.00	122.00	125.00	20.00	145.00	
	NRC PIG	235.00	12.00	706.28	0.00	953.28	669.15	195.00	864.15	
131	NRC on Yak, Dirang	0.00	0.00	377.15	6.06	383.21	377.20	60.00	437.20	
132	NIVEDI, Bengalore	490.00	39.00	680.29	72.67	1281.96	40.00	10.00	50.00	
133	CIRC, Meerut	315.00	33.00	845.46	111.57	1305.03	16.00	0.00	16.00	
134	AICRP on Cattle, CIRC, Meerut	437.00	11.00	237.66	0.00	685.66	6.84	0.00	6.84	
	CIRC MEERUT	752.00	44.00	1083.12	111.57	1990.69	22.84	0.00	22.84	
135	Dte. Of Foot & Mouth Disease, Mukteswar	810.00	80.00	335.21	52.21	1277.42	32.00	0.00	32.00	
136	Dte. Of Poultry Research, Hyderabad	965.00	96.00	1230.55	105.53	2397.08	16.00	0.00	16.00	
137	AICRP on Poultry, Dte. Of Poultry Research, Hyderabad	180.99	30.00	350.19	0.00	561.18	70.00	10.00	80.00	
138	Poultry Seed Project, Dte. Of Poultry Research, Hyderabad	120.00	55.00	0.00	0.00	175.00	222.00	40.00	262.00	
	DTE POULTRY HYD	1265.99	181.00	1580.74	105.53	3133.26	308.00	50.00	358.00	
	TOTAL ANIMAL SCIENCES	18898.00	2294.00	41412.37	28921.69	91526.06	2323.00	418.00	2741.00	
139	CAZRI, Johdhpur	786.00	352.88	4738.86	5667.23	11544.97	0.00	0.00	0.00	
	CAZRI, Johdhpur	786.00	352.88	4738.86	5667.23	11544.97	0.00	0.00	0.00	
140	CRIDA, Hyderabad	540.39	30.52	2495.00	645.66	3711.57	0.00	0.00	0.00	
141	AICRP on Dryland Agriculture, CRIDA, Hyderabad	295.30	10.90	2043.82	0.00	2350.02	0.00	0.00	0.00	
142	AICRP on Agrometeorology, CRIDA, Hyderabad	92.73	50.00	586.23	0.00	728.96	0.00	0.00	0.00	
	CRIDA, Hyderabad	928.43	91.42	5125.05	645.66	6790.56	0.00	0.00	0.00	
143	IIS & WC (CS & WCR & TI), Dehradun	851.00	108.70	3941.04	800.00	5700.74	0.00	0.00	0.00	
144	CSSRI, Karnal	675.00	185.10	2525.83	665.00	4050.93	0.00	0.00	0.00	
145	PCU-SAS, CSSRI, Karnal	58.92	50.00	444.92	0.00	553.84	0.00	0.00	0.00	
	CSSRI, Karnal	733.92	235.10	2970.75	665.00	4604.77	0.00	0.00	0.00	
146	ICAR RC For NEH Region., Barapani	0.00	0.00	5539.23	1203.16	6742.39	2527.16	585.40	3112.56	
147	ICAR Res. Complex for Eastern Region, Patna	740.02	37.12	2400.05	298.33	3475.52	0.00	0.00	0.00	
148	CCARI (ICAR Res. Complex), Goa	611.00	112.82	935.22	51.70	1710.74	0.00	0.00	0.00	
149	IISS, Bhopal	366.60	166.00	1625.58	79.47	2237.65	0.00	0.00	0.00	
150	AICRP on Micronutrients, IISS, Bhopal	232.26	158.69	572.43	0.00	963.38	0.00	0.00	0.00	

Contd...

REVISED ESTIMATES 2020-21 (Allocation from Govt. Grant)

(Rs in lakh)

Sl. No.	Name of the Unit/AICRP/Network Project/ ATARI etc.	Other than NEH & TSP				Total	NEH			
		Grant in Aid component					Total	Grant in Aid component		Total
		General	Capital	Salaries	Pension			General	Capital	
151	AICRP on Biofertilizer, IISS, Bhopal	35.70	19.99	177.71	0.00	233.40	0.00	0.00	0.00	
152	AICRP on STCR, IISS, Bhopal	90.88	8.69	593.29	0.00	692.86	2.15	0.00	2.15	
153	AICRP on LTFE, IISS, Bhopal	74.46	27.36	393.44	0.00	495.26	0.00	0.00	0.00	
154	CRP on Conservation Agriculture, IISS, Bhopal	218.10	74.74	0.00	0.00	292.84	0.00	0.00	0.00	
	IISS BHOPAL	1017.99	455.47	3362.45	79.47	4915.38	2.15	0.00	2.15	
155	NBSS & LUP, Nagpur	791.05	30.73	3394.22	3509.46	7725.46	0.00	0.00	0.00	
156	CAFRI, Jhansi	268.50	19.33	769.89	47.91	1105.63	0.00	0.00	0.00	
157	AICRP on Agroforestry, CARI, Jhansi	158.01	14.76	900.00	0.00	1072.77	14.88	8.37	23.25	
	CAFRI, Jhansi	426.51	34.09	1669.89	47.91	2178.40	14.88	8.37	23.25	
158	IIWM, Bhubaneswar	194.40	31.00	994.00	34.37	1253.77	0.00	0.00	0.00	
159	AICRP on IWM, IIWM, Bhubaneswar	210.21	100.00	1807.63	0.00	2117.84	0.00	0.00	0.00	
160	CRP on Water, IIWM, Bhubaneswar	288.89	56.00	0.00	0.00	344.89	0.00	0.00	0.00	
	IIWM, Bhubaneswar	693.51	187.00	2801.63	34.37	3716.51	0.00	0.00	0.00	
161	NRC on Integrated Farming (Mahtma Gandhi Institute of Integrated Farming), Motihari	196.56	198.00	200.66	0.00	595.22	0.00	0.00	0.00	
162	Dte. Of Weed Research, Jabalpur	365.00	39.98	759.22	56.16	1220.36	0.00	0.00	0.00	
163	AICRP on Weed Management, DWR, Jabalpur	138.19	7.81	637.96	0.00	783.96	0.00	0.00	0.00	
	DTE WEED RESEARCH	503.19	47.79	1397.18	56.16	2004.32	0.00	0.00	0.00	
164	IIFSR, Modipuram	271.50	29.00	1356.00	269.09	1925.59	0.00	0.00	0.00	
165	AICRP on Integragted Farming System, IIFSR, Modipuram	459.79	52.14	1918.37	0.00	2430.30	24.91	43.23	68.14	
166	Network Project on Organic Farming, IIFSR, Modipuram	157.12	4.62	0.00	0.00	161.74	29.90	0.00	29.90	
	IIFSR, Modipuram	888.41	85.76	3274.37	269.09	4517.63	54.81	43.23	98.04	
167	NIASM, Baramati	618.41	66.12	620.86	4.86	1310.25	0.00	0.00	0.00	
	TOTAL NRM DIVISION	9786.00	2043.00	42371.46	13332.40	67532.86	2599.00	637.00	3236.00	
168	NICRA, Hyderabad	3717.00	356.00	0.00	0.00	4073.00	423.00	75.00	498.00	
	TOTAL CRAI/NICRA	3717.00	356.00	0.00	0.00	4073.00	423.00	75.00	498.00	
169	CIBA, Chennai	1052.00	158.00	2280.00	1981.32	5471.32	0.00	0.00	0.00	
170	AINP on Fish Health, CIBA, Chennai	200.00	0.00	0.00	0.00	200.00	0.00	0.00	0.00	
	CIBA, Chennai	1252.00	158.00	2280.00	1981.32	5671.32	0.00	0.00	0.00	
171	CIFRI, Barrackpore	666.00	280.00	2824.96	6715.20	10486.16	110.00	40.00	150.00	

Contd...

REVISED ESTIMATES 2020-21 (Allocation from Govt. Grant)

(Rs in lakh)

Sl. No.	Name of the Unit/AICRP/Network Project/ ATARI etc.	Other than NEH & TSP				NEH			
		Grant in Aid component				Total	Grant in Aid component		Total
		General	Capital	Salaries	Pension		General	Capital	
172	CIFA, Bhubaneshwar	1305.00	80.80	2595.98	249.67	4231.45	50.00	7.20	57.20
173	CIFE, Mumbai	2602.00	336.14	3198.86	2530.94	8667.94	15.00	5.00	20.00
174	CIFT, Kochi	1119.00	250.00	3104.90	256.90	4730.80	15.00	5.00	20.00
175	CMFRI, Kochi	1968.00	47.88	6350.00	7450.00	15815.88	0.00	0.00	0.00
176	ANIP Mericulture, CMFRI, Kochi	250.00	7.98	0.00	0.00	257.98	0.00	0.00	0.00
	CMFRI, Kochi	2218.00	55.86	6350.00	7450.00	16073.86	0.00	0.00	0.00
177	NBFGR, Lucknow	891.00	225.00	1382.99	155.43	2654.42	40.00	6.00	46.00
178	CRP Genomics, NBFGR, Lucknow	470.00	0.00	0.00	0.00	470.00	0.00	0.00	0.00
	NBFGR, Lucknow	1361.00	225.00	1382.99	155.43	3124.42	40.00	6.00	46.00
179	Dte. Of Coldwater Fisheries Research, Bhimtal	530.00	32.20	699.44	0.00	1261.64	40.00	2.80	42.80
	TOTAL FISHEREIES	11053.00	1418.00	22437.13	19339.46	54247.59	270.00	66.00	336.00
180	CIAE, Bhopal	700.00	43.00	2915.00	2223.82	5881.82	0.00	0.00	0.00
181	AICRP on FIM, CIAE, Bhopal	184.00	93.68	1128.00	0.00	1405.68	23.00	9.40	32.40
182	AICRP on ESA, CIAE, Bhopal	79.00	35.00	324.78	0.00	438.78	19.00	8.60	27.60
183	AICRP on EAAI, CIAE, Bhopal	240.00	15.88	852.09	0.00	1107.97	0.00	0.00	0.00
184	AICRP on UAE, CIAE, Bhopal	119.80	25.64	375.14	0.00	520.58	22.97	3.00	25.97
185	CRP On FMPF, CIAE, Bhopal	126.05	13.50	0.00	0.00	139.55	26.00	5.00	31.00
186	CRP On EA, CIAE, Bhopal	117.90	8.35	0.00	0.00	126.25	0.00	0.00	0.00
	CIAE, Bhopal	1566.75	235.05	5595.01	2223.82	9620.63	90.97	26.00	116.97
187	CIPHET, Ludhiana	535.00	144.00	1185.83	87.00	1951.83	0.00	0.00	0.00
188	AICRP on PET, CIPHET, Ludhiana	85.01	16.00	238.70	0.00	339.71	30.90	6.00	36.90
189	AICRP on PHET, CIPHET, Ludhiana	264.00	190.63	1697.92	0.00	2152.55	40.50	18.00	58.50
190	CRP On SA, CIPHET, Ludhiana	82.00	10.70	0.00	0.00	92.70	0.00	0.00	0.00
	CIPHET, Ludhiana	966.01	361.33	3122.45	87.00	4536.79	71.40	24.00	95.40
191	CIRCOT, Mumbai	460.00	35.00	1865.86	390.61	2751.47	0.00	0.00	0.00
192	CRP on Natural Fibres, CIRCOT, Mumbai	40.00	2.00	0.00	0.00	42.00	0.00	0.00	0.00
	CIRCOT, Mumbai	500.00	37.00	1865.86	390.61	2793.47	0.00	0.00	0.00
193	IINRG, Ranchi	500.00	176.30	1255.57	227.10	2158.97	0.00	0.00	0.00
194	NWP on HP VANR&G, IINRG, Ranchi	152.26	13.00	0.00	0.00	165.26	0.00	0.28	0.28

REVISED ESTIMATES 2020-21 (Allocation from Govt. Grant)

(Rs in lakh)

Sl. No.	Name of the Unit/AICRP/Network Project/ ATARI etc.	Other than NEH & TSP					NEH			
		Grant in Aid component				Total	Grant in Aid component		Total	
		General	Capital	Salaries	Pension		General	Capital		
195	NWP on CLIGR, IINRG, Ranchi	161.00	20.00	0.00	0.00	181.00	18.50	0.28	18.78	
	IINRG, Ranchi	813.26	209.30	1255.57	227.10	2505.23	18.50	0.56	19.06	
196	NINFET, Kolkata	422.98	26.32	1365.37	263.45	2078.12	11.13	4.44	15.57	
	TOTAL AGRICULTURAL ENGINEERING	4269.00	869.00	13204.26	3191.98	21534.24	192.00	55.00	247.00	
197	IASRI including CABIn, New Delhi	2308.00	87.00	2829.00	714.90	5938.90	0.00	0.00	0.00	
198	NIAP & PR, New Delhi	334.00	22.00	697.83	86.42	1140.25	0.00	0.00	0.00	
	TOTAL ECO. STATISTICS & MANAGEMENT	2642.00	109.00	3526.83	801.32	7079.15	0.00	0.00	0.00	
199	NAARM, Hyderabad	2150.00	56.00	2282.57	3447.12	7935.69	0.00	0.00	0.00	
200	CIWA, Bhubaneshwar	275.00	478.00	626.40	33.23	1412.63	0.00	0.00	0.00	
201	AICRP on Home Science, CIWA, Bhubaneshwar	225.00	0.00	1458.77	0.00	1683.77	0.00	0.00	0.00	
	CIWA, Bhubaneshwar	500.00	478.00	2085.17	33.23	3096.40	0.00	0.00	0.00	
202	Strengthening and Development of Higher Agricultural Education in India	15350.00	6680.00	0.00	0.00	22030.00	560.00	1146.00	1706.00	
	TOTAL AG. EDUCATION DIVISION	18000.00	7214.00	4367.74	3480.35	33062.09	560.00	1146.00	1706.00	
203	PIU, NASF	3200.00	1000.00	45.31		4245.31	0.00	0.00	0.00	
	TOTAL NASF	3200.00	1000.00	45.31	0.00	4245.31	0.00	0.00	0.00	
204	NAHEP (EAP)	9000.00	9000.00	0.00	0.00	18000.00	0.00	0.00	0.00	
	Total NAHEP	9000.00	9000.00	0.00	0.00	18000.00	0.00	0.00	0.00	
205	DKMA, New Delhi	480.00	25.00	490.77	0.00	995.77	0.00	0.00	0.00	
206	ATARI ZONE-I, Ludhiana	1060.00	536.50	9515.46	13.88	11125.84	0.00	0.00	0.00	
207	ATARI ZONE-II, Jodhpur	990.05	547.40	8141.00	0.91	9679.36	0.00	0.00	0.00	
208	ATARI ZONE-III, Kanpur	1043.36	700.60	12157.37	1.01	13902.34	0.00	0.00	0.00	
209	ATARI ZONE-IV, Patna	910.87	554.50	6931.31	0.00	8396.68	0.00	0.00	0.00	
210	ATARI ZONE-V, Kolkata	866.40	423.40	7739.75	2.29	9031.84	0.00	0.00	0.00	
211	ATARI ZONE-VI, Guwahati	632.55	434.80	6744.00	0.00	7811.35	391.00	305.50	696.50	
212	ATARI ZONE-VII, Barapani	594.44	468.90	6066.51	48.65	7178.50	375.00	268.50	643.50	
213	ATARI ZONE-VIII, Pune	1070.80	676.70	11584.00	0.00	13331.50	0.00	0.00	0.00	
214	ATARI ZONE-IX, Jabalpur	1191.30	751.60	9472.73	83.00	11498.63	0.00	0.00	0.00	
215	ATARI ZONE-X, Hyderabad	1060.47	661.70	9468.00	55.88	11246.05	0.00	0.00	0.00	
216	ATARI ZONE-XI, Bengalore	831.76	547.90	7520.18	3.67	8903.51	0.00	0.00	0.00	

Contd...

REVISED ESTIMATES 2020-21 (Allocation from Govt. Grant)

(Rs in lakh)

Sl. No.	Name of the Unit/AICRP/Network Project/ ATARI etc.	Other than NEH & TSP					NEH		
		Grant in Aid component				Total	Grant in Aid component		Total
		General	Capital	Salaries	Pension		General	Capital	
217	FARMER FIRST(ag extn)	0.00	0.00	0.00	0.00	0.00	0.00	0.00	0.00
218	FARMER FIRST	0.00	0.00	0.00	0.00	0.00	0.00	0.00	0.00
219	Agricultural Extension (for arya)	20.00	0.00	0.00	0.00	20.00	0.00	0.00	0.00
220	ARYA	0.00	0.00	0.00	0.00	0.00	0.00	0.00	0.00
221	NETWORK PROJECT	145.00	0.00	0.00	0.00	145.00	0.00	0.00	0.00
222	DISASTER MGMT.	0.00	30.00	0.00	0.00	30.00	0.00	0.00	0.00
	TOTAL AGRICULTURAL EXTENSION	10897.00	6359.00	95831.08	209.29	113296.37	766.00	574.00	1340.00
223	ICAR HQRS.	14441.91	1615.00	8270.00	6155.97	30482.88	0.00	0.00	0.00
224	NAIF	1240.00	485.00	0.00	0.00	1725.00	0.00	0.00	0.00
	TOTAL ICAR HQRS.	15681.91	2100.00	8270.00	6155.97	32207.88	0.00	0.00	0.00
	GRAND TOTAL	155480.91	49637.00	357833.00	124100.09	687051.00	10487.00	4439.00	14926.00

REVISED ESTIMATES 2020-21 (Allocation from Govt. Grant)

(Rs in lakh)

SI No.	Name of the Unit/AICRP/Network Project/ATARI etc.	TSP		Total	SCSP		Total	Total	Grand Total				
		Grant in Aid component			General	Capital			Total	Grant in Aid component			
		General	Capital	Capital General			Grand total- General + Capital	General with Pension		Salaries			
1	CICR, Nagpur	20.33	0.00	20.33	175.00	30.00	205.00	1015.33	250.64	1265.97	1663.33	2730.22	4644.19
2	AICRP on Cotton, CICR, Nagpur	0.00	0.00	0.00	0.00	0.00	0.00	210.35	0.00	210.35	210.35	1244.56	1454.91
	CICR, Nagpur	20.33	0.00	20.33	175.00	30.00	205.00	1225.68	250.64	1476.32	1873.68	3974.78	6099.10
3	CRIJAF, Barrackpore	30.00	0.00	30.00	100.00	20.00	120.00	804.00	25.27	829.27	1274.00	2125.00	3424.27
4	AINPJAF, CRIJAF, Barrackpore	0.00	0.00	0.00	0.00	0.00	0.00	91.49	0.00	91.49	91.49	303.47	394.96
	CRIJAF, Barrackpore	30.00	0.00	30.00	100.00	20.00	120.00	895.49	25.27	920.76	1365.49	2428.47	3819.23
5	NRRI, Cuttack	70.00	13.49	83.49	290.00	130.00	420.00	1520.00	343.49	1863.49	5925.19	3509.53	9778.21
6	Incentivizing Research in Agriculture, NRRI, Cuttack	0.00	0.00	0.00	0.00	0.00	0.00	720.00	300.00	1020.00	720.00	0.00	1020.00
	NRRI, Cuttack	70.00	13.49	83.49	290.00	130.00	420.00	2240.00	643.49	2883.49	6645.19	3509.53	10798.21
7	CTRI, Rajamundry	6.67	0.00	6.67	92.41	1.40	93.81	500.20	6.40	506.60	3291.27	1987.11	5284.78
8	NETWORK on Tobacco, CTRI, Rajamundry	0.00	0.00	0.00	0.00	0.00	0.00	69.42	0.00	69.42	69.42	170.92	240.34
	CTRI, Rajamundry	6.67	0.00	6.67	92.41	1.40	93.81	569.62	6.40	576.02	3360.69	2158.03	5525.12
	IARI, New Delhi	70.00	45.00	115.00	352.76	50.00	402.76	10602.56	2997.46	13600.02	29504.17	21709.51	54211.14
9	Pesticide Residues, IARI, New Delhi	0.00	0.00	0.00	20.00	1.40	21.40	179.00	91.40	270.40	179.00	387.70	658.10
10	AICRP Nematode, IARI, New Delhi	30.00	0.00	30.00	0.00	0.00	0.00	177.28	0.00	177.28	177.28	169.15	346.43
11	CRP On Hybrid Technology, IARI, New Delhi	0.00	0.00	0.00	0.00	0.00	0.00	522.00	10.00	532.00	522.00	0.00	532.00
12	CRP On Molecular Breeding, IARI, New Delhi	0.00	0.00	0.00	0.00	0.00	0.00	401.20	18.00	419.20	401.20	0.00	419.20
13	AICRP on Honey Bee & Pollinators, IARI, New Delhi	40.00	0.00	40.00	0.00	0.00	0.00	178.56	3.65	182.21	178.56	364.84	547.05

Contd...

REVISED ESTIMATES 2020-21 (Allocation from Govt. Grant)

(Rs in lakh)

SI No.	Name of the Unit/AICRP/Network Project/ATARI etc.	TSP		Total	SCSP		Total	Total	Grand Total				
		Grant in Aid component			General	Capital			Total	Grant in Aid component			
		General	Capital	Capital General			Grand total- General + Capital	General with Pension		Salaries			
14	IARI Types Deemed University, Assam	0.00	7.25	7.25	6.12	123.72	129.84	255.92	1790.00	2045.92	255.92	0.00	2045.92
	IARI	140.00	52.25	192.25	378.88	175.12	554.00	12316.52	4910.51	17227.03	31218.13	22631.20	58759.84
15	IARI Types Deemed University, Jharkhand	40.00	0.00	40.00	140.19	70.00	210.19	381.35	1720.00	2101.35	381.35	166.89	2268.24
	IARI	180.00	52.25	232.25	519.07	245.12	764.19	12697.87	6630.51	19328.38	31599.48	22798.09	61028.08
16	IGFRI, Jhansi	40.00	0.00	40.00	84.00	2.80	86.80	844.00	42.80	886.80	1565.80	3298.83	4907.43
17	AICRP on Forage Crops and Utilization, IGFRI, Jhansi	40.00	0.00	40.00	0.00	0.00	0.00	205.20	5.00	210.20	205.20	1030.97	1241.17
	IGFRI, Jhansi	80.00	0.00	80.00	84.00	2.80	86.80	1049.20	47.80	1097.00	1771.00	4329.80	6148.60
18	IIPR, Kanpur	30.00	0.00	30.00	82.00	16.80	98.80	857.66	425.20	1282.86	1081.93	2287.60	3794.73
19	AICRP on Chickpea, IIPR, Kanpur	45.00	0.00	45.00	0.00	0.00	0.00	221.00	0.00	221.00	221.00	821.04	1042.04
20	AICRP on Mullarp, IIPR, Kanpur	57.00	0.00	57.00	0.00	0.00	0.00	226.50	0.00	226.50	226.50	1019.15	1245.65
21	AICRP on Pigeonpea, IIPR, Kanpur	28.00	0.00	28.00	0.00	0.00	0.00	173.09	0.00	173.09	173.09	758.05	931.14
22	AICRP on Arid Legumes, IIPR Kanpur	16.00	0.00	16.00	0.00	0.00	0.00	90.00	0.00	90.00	90.00	290.14	380.14
	IIPR, Kanpur	176.00	0.00	176.00	82.00	16.80	98.80	1568.25	425.20	1993.45	1792.52	5175.98	7393.70
23	IISR, Lucknow	40.00	0.00	40.00	256.00	16.80	272.80	2116.00	78.69	2194.69	4391.63	2871.56	7341.88
24	AICRP on Sugarcane, IISR, Lucknow	35.00	0.00	35.00	0.00	0.00	0.00	200.00	0.00	200.00	200.00	652.86	852.86
	IISR, Lucknow	75.00	0.00	75.00	256.00	16.80	272.80	2316.00	78.69	2394.69	4591.63	3524.42	8194.74
25	NBAIM, Maunath Bhanjan	30.00	0.00	30.00	77.00	1.40	78.40	750.00	105.90	855.90	756.00	454.27	1316.17
26	AMAAS, NBAIM, Mau	17.00	0.00	17.00	0.00	0.00	0.00	370.00	0.00	370.00	370.00	0.00	370.00
	NBAIM, Maunath Bhanjan	47.00	0.00	47.00	77.00	1.40	78.40	1120.00	105.90	1225.90	1126.00	454.27	1686.17
27	NBPGR, New Delhi	48.00	0.00	48.00	310.00	50.00	360.00	2278.00	239.44	2517.44	6126.63	4636.53	11002.60

Contd...

REVISED ESTIMATES 2020-21 (Allocation from Govt. Grant)

(Rs in lakh)

SI No.	Name of the Unit/AICRP/Network Project/ATARI etc.	TSP		Total	SCSP		Total	Total	Grand Total				
		Grant in Aid component			General	Capital			Total	Grant in Aid component			
		General	Capital	Capital General			Grand total-General + Capital	General with Pension		Salaries			
28	AICRP POTENTIAL CROP, NBPGR, New Delhi	30.00	0.00	30.00	0.00	0.00	0.00	175.00	0.00	175.00	175.00	263.25	438.25
29	CRP-AGRO BIODIVERSITY, NBPGR, New Delhi	0.00	0.00	0.00	0.00	0.00	0.00	296.00	3.88	299.88	296.00	0.00	299.88
	NBPGR, New Delhi	78.00	0.00	78.00	310.00	50.00	360.00	2749.00	243.32	2992.32	6597.63	4899.78	11740.73
30	SBI, Coimbatore	50.00	0.00	50.00	134.42	5.00	139.42	918.37	55.00	973.37	1269.03	3011.39	4335.42
31	VPKAS, Almora	40.00	0.00	40.00	140.00	16.80	156.80	790.00	121.80	911.80	885.45	1260.00	2267.25
32	NRCIPM, New Delhi	40.00	0.00	40.00	24.40	7.00	31.40	255.75	1461.18	1716.93	505.75	794.64	2761.57
33	AINP On Soil Arthropod Pests, NRCIPM, New Delhi	40.00	0.00	40.00	0.00	0.00	0.00	175.00	0.00	175.00	175.00	223.16	398.16
34	AINP on Agricultural Acarology, NRCIPM, New Delhi	16.00	0.00	16.00	0.00	0.00	0.00	103.20	0.00	103.20	103.20	161.66	264.86
	NRCIPM, New Delhi	96.00	0.00	96.00	24.40	7.00	31.40	533.95	1461.18	1995.13	783.95	1179.46	3424.59
35	DGR, Junagadh	30.00	0.00	30.00	80.00	20.00	100.00	607.00	374.75	981.75	938.66	811.08	2124.49
36	AICRP on Groudnut, DGR, Junagadh	46.00	0.00	46.00	0.00	0.00	0.00	261.00	0.00	261.00	261.00	904.73	1165.73
	DGR, Junagadh	76.00	0.00	76.00	80.00	20.00	100.00	868.00	374.75	1242.75	1199.66	1715.81	3290.22
37	NRC Plant Biotechnology, New Delhi	0.00	0.00	0.00	97.92	0.00	97.92	819.12	69.58	888.70	917.69	960.00	1947.27
38	NETWORK PROJECT ON TRANSGENIC IN CROPS, NRCPB, New Delhi	0.00	0.00	0.00	0.00	0.00	0.00	400.00	33.00	433.00	400.00	0.00	433.00
	NRC Plant Biotechnology, New Delhi	0.00	0.00	0.00	97.92	0.00	97.92	1219.12	102.58	1321.70	1317.69	960.00	2380.27
39	DR & MR, Bharatpur	40.00	0.00	40.00	50.00	9.00	59.00	510.00	59.91	569.91	547.45	753.25	1360.61

Contd...

REVISED ESTIMATES 2020-21 (Allocation from Govt. Grant)

(Rs in lakh)

SI No.	Name of the Unit/AICRP/Network Project/ATARI etc.	TSP		Total	SCSP		Total	Total	Grand Total				
		Grant in Aid component			General	Capital			Total	Grant in Aid component			
		General	Capital	Capital General			Grand total- General + Capital	General with Pension		Salaries			
40	AICRP on R&M, DR & MR, Bharatpur	21.73	0.00	21.73	0.00	0.00	0.00	257.15	0.00	257.15	257.15	1050.00	1307.15
	DR & MR, Bharatpur	61.73	0.00	61.73	50.00	9.00	59.00	767.15	59.91	827.06	804.60	1803.25	2667.76
41	IIMR, Hyderabad	50.00	0.00	50.00	180.00	4.20	184.20	894.48	154.20	1048.68	1154.67	1696.36	3005.23
42	AICRP on Sorghum, IIMR, Hyderabad	35.00	0.00	35.00	0.00	0.00	0.00	200.00	0.00	200.00	200.00	793.22	993.22
43	AICRP on Pearl Millets, IIMR, Hyderabad	25.40	0.00	25.40	0.00	0.00	0.00	450.00	0.00	450.00	450.00	730.26	1180.26
44	AICRP on Small Millets, IIMR, Hyderabad	25.00	0.00	25.00	0.00	0.00	0.00	100.00	0.00	100.00	100.00	525.48	625.48
	IIMR, Hyderabad	135.40	0.00	135.40	180.00	4.20	184.20	1644.48	154.20	1798.68	1904.67	3745.32	5804.19
45	DSR, Indore	25.00	0.00	25.00	66.08	30.00	96.08	491.46	50.60	542.06	707.51	1160.00	1918.11
46	AICRP on Soyabean, Indore	25.90	0.00	25.90	0.00	0.00	0.00	190.40	0.00	190.40	190.40	1104.18	1294.58
	DSR, Indore	50.90	0.00	50.90	66.08	30.00	96.08	681.86	50.60	732.46	897.91	2264.18	3212.69
47	NBAIR, Bengaluru	20.00	0.00	20.00	70.70	0.00	70.70	441.70	18.20	459.90	615.20	1117.38	1750.78
48	AICRP on Biological Control, NBAIR, Bengaluru	40.00	0.00	40.00	0.00	0.00	0.00	435.00	0.00	435.00	435.00	205.81	640.81
	NBAIR, Bengaluru	60.00	0.00	60.00	70.70	0.00	70.70	876.70	18.20	894.90	1050.20	1323.19	2391.59
49	IIMR, Ludhiana	30.00	0.00	30.00	104.00	4.20	108.20	660.00	538.50	1198.50	694.26	696.65	1929.41
50	AICRP On Maize, IIMR, New Delhi	50.46	0.00	50.46	0.00	0.00	0.00	402.56	0.00	402.56	402.56	1704.29	2106.85
	IIMR LUDHIANA	80.46	0.00	80.46	104.00	4.20	108.20	1062.56	538.50	1601.06	1096.82	2400.94	4036.26
51	IIOR, Hyderabad	40.00	0.00	40.00	100.00	10.00	110.00	705.00	49.56	754.56	910.00	2107.98	3067.54
52	AICRP on Oilseed, Hyderabad	20.00	0.00	20.00	0.00	0.00	0.00	171.26	0.00	171.26	171.26	1054.10	1225.36
53	AICRP on Linseed, IIOR, Hyderabad	20.00	0.51	20.51	0.00	0.00	0.00	106.00	0.51	106.51	106.00	480.36	586.87

Contd...

REVISED ESTIMATES 2020-21 (Allocation from Govt. Grant)

(Rs in lakh)

SI No.	Name of the Unit/AICRP/Network Project/ATARI etc.	TSP		Total	SCSP		Total	Total	Grand Total				
		Grant in Aid component			General	Capital			Total	Grant in Aid component			
		General	Capital	Capital General			Grand total-General + Capital	General with Pension		Salaries			
54	AICRP on Sesame & Niger, IIOR, Hyderabad	20.00	0.00	20.00	0.00	0.00	0.00	100.25	0.00	100.25	100.25	383.27	483.52
	IIOR, Hyderabad	100.00	0.51	100.51	100.00	10.00	110.00	1082.51	50.07	1132.58	1287.51	4025.71	5363.29
55	IIRR, Hyderabad	40.00	0.00	40.00	155.00	30.00	185.00	1055.00	190.00	1245.00	1489.74	2708.07	4387.81
56	AICRP on Rice, IIRR, Hyderabad	40.00	0.00	40.00	0.00	0.00	0.00	721.00	0.00	721.00	721.00	2794.78	3515.78
57	CRP on Rice Biofortification, IIRR, Hyderabad	0.00	0.00	0.00	0.00	0.00	0.00	665.00	25.00	690.00	665.00	0.00	690.00
	IIRR, Hyderabad	80.00	0.00	80.00	155.00	30.00	185.00	2441.00	215.00	2656.00	2875.74	5502.85	8593.59
58	IIWBR, Karnal	32.00	0.00	32.00	80.00	4.20	84.20	766.49	32.20	798.69	963.69	1956.00	2951.89
59	AICRP on Wheat & Barley, IIWBR, Karnal	20.00	0.00	20.00	0.00	0.00	0.00	288.10	0.00	288.10	288.10	1435.15	1723.25
	IIWBR, Karnal	52.00	0.00	52.00	80.00	4.20	84.20	1054.59	32.20	1086.79	1251.79	3391.15	4675.14
60	IISS, Maunath Bhanjan	20.00	0.00	20.00	55.00	30.00	85.00	407.95	323.00	730.95	408.07	357.64	1088.71
61	AICRP NSP (CROPS), DSR, Maunath Bhanjan	49.00	0.00	49.00	0.00	0.00	0.00	308.95	18.00	326.95	308.95	2135.18	2462.13
62	Seed Production in Agricultural Corps and Fisheries, DSR, Mau	30.00	0.00	30.00	57.00	0.00	57.00	738.00	50.00	788.00	738.00	0.00	788.00
	IISS, Maunath Bhanjan	99.00	0.00	99.00	112.00	30.00	142.00	1454.90	391.00	1845.90	1455.02	2492.82	4338.84
63	NIBSM, Raipur	40.00	0.00	40.00	80.00	100.00	180.00	509.52	2412.88	2922.40	509.52	551.47	3473.87
64	IIAB, Ranchi	52.51	0.00	52.51	235.00	628.28	863.28	684.18	3522.41	4206.59	684.18	365.35	4571.94
65	AINP on Vertebrate Pest Management, (CAZRI, Jodhpur)	40.00	3.75	43.75	0.00	0.00	0.00	180.00	7.50	187.50	180.00	361.00	548.50
	Total Crop Sciences	1877.00	70.00	1947.00	3695.00	1413.00	5108.00	43200.00	18025.00	61225.00	80177.05	89607.04	187809.09
66	CIARI, Port Blair	35.00	1.00	36.00	0.00	0.00	0.00	545.00	8.00	553.00	734.32	1761.76	2504.08
67	CIAH, Bikaner	15.00	0.00	15.00	30.00	0.93	30.93	385.00	239.93	624.93	585.00	1508.27	2333.20

Contd...

REVISED ESTIMATES 2020-21 (Allocation from Govt. Grant)

(Rs in lakh)

SI No.	Name of the Unit/AICRP/Network Project/ATARI etc.	TSP		Total	SCSP		Total	Total	Grand Total				
		Grant in Aid component			General	Capital			Total	Grant in Aid component			
		General	Capital	Capital General			Grand total- General + Capital	General with Pension		Salaries			
68	AICRP on AZF, CIAH, Bikaner	15.00	2.00	17.00	30.00	5.00	35.00	145.00	12.00	157.00	145.00	688.72	845.72
	CIAH, Bikaner	30.00	2.00	32.00	60.00	5.93	65.93	530.00	251.93	781.93	730.00	2196.99	3178.92
69	CISH, Lucknow	40.00	1.12	41.12	60.00	9.07	69.07	700.00	160.19	860.19	1107.30	1639.32	2906.81
70	CITH, Srinagar	22.00	0.00	22.00	31.93	0.00	31.93	549.93	10.60	560.53	558.64	465.80	1035.04
71	CPCRI, Kasaragod	31.00	0.47	31.47	68.00	2.00	70.00	1364.00	51.47	1415.47	4356.17	2951.78	7359.42
72	AICRP on Palms, CPCRI, Kasaragod	10.00	2.00	12.00	30.00	0.00	30.00	148.00	7.60	155.60	148.00	420.04	575.64
	CPCRI, Kasaragod	41.00	2.47	43.47	98.00	2.00	100.00	1512.00	59.07	1571.07	4504.17	3371.82	7935.06
73	CPRI, Shimla	10.00	0.00	10.00	20.00	5.00	25.00	745.00	26.98	771.98	3545.00	3770.00	7341.98
74	AICRP on Potato, CPRI, Shimla	25.00	2.00	27.00	40.00	9.60	49.60	184.00	29.80	213.80	184.00	670.99	884.79
	CPRI, Shimla	35.00	2.00	37.00	60.00	14.60	74.60	929.00	56.78	985.78	3729.00	4440.99	8226.77
75	CTCRI, Thiruvanthapuram	20.00	0.37	20.37	30.00	5.00	35.00	433.57	60.37	493.94	679.21	1791.12	2530.70
76	AICRP on Tuber Crops, CTCRI, Thiruvanthapuram	15.00	3.00	18.00	40.00	10.00	50.00	240.00	29.87	269.87	240.00	252.36	522.23
	CTCRI, Thiruvanthapuram	35.00	3.37	38.37	70.00	15.00	85.00	673.57	90.24	763.81	919.21	2043.48	3052.93
77	IIHR, Bangalore	70.00	0.00	70.00	105.00	10.00	115.00	1716.72	135.00	1851.72	5353.80	5520.10	11008.90
78	AICRP on Fruit, IIHR, Bangalore	65.00	7.00	72.00	100.00	20.00	120.00	665.00	115.00	780.00	665.00	1600.00	2380.00
	IIHR, Bangalore	135.00	7.00	142.00	205.00	30.00	235.00	2381.72	250.00	2631.72	6018.80	7120.10	13388.90
79	IISR, Calicut	20.97	1.00	21.97	45.00	1.00	46.00	650.97	132.00	782.97	781.99	1281.20	2195.19
80	AICRP on Spices, IISR, Calicut	18.00	5.00	23.00	45.00	0.00	45.00	343.00	31.00	374.00	343.00	397.04	771.04
	IISR CALICUT	38.97	6.00	44.97	90.00	1.00	91.00	993.97	163.00	1156.97	1124.99	1678.24	2966.23
81	IIVR, Varanasi	15.00	0.47	15.47	25.00	3.00	28.00	613.60	181.35	794.95	881.81	1552.54	2615.70
82	AICRP on Vegetables, IIVR, Varanasi	45.00	3.00	48.00	40.00	5.00	45.00	510.00	91.18	601.18	510.00	1653.57	2254.75
	IIVR, Varanasi	60.00	3.47	63.47	65.00	8.00	73.00	1123.60	272.53	1396.13	1391.81	3206.11	4870.45

Contd...

REVISED ESTIMATES 2020-21 (Allocation from Govt. Grant)

(Rs in lakh)

SI No.	Name of the Unit/AICRP/Network Project/ATARI etc.	TSP		Total	SCSP		Total	Total	Grand Total				
		Grant in Aid component			General	Capital			Total	Grant in Aid component			
		General	Capital	Capital General			Grand total-General + Capital	General with Pension		Salaries			
83	NRC for Banana, Tiruchirapalli	0.00	1.21	1.21	50.58	5.00	55.58	400.58	13.21	413.79	513.70	729.30	1256.21
84	Dte. for Cashew Research, Puttur	30.00	5.00	35.00	30.34	10.00	40.34	295.34	60.00	355.34	390.00	572.90	1022.90
85	AICRP on Cashew, Dte. For Cashew Research, Puttur	15.00	3.00	18.00	40.00	1.73	41.73	198.42	17.53	215.95	198.42	297.16	513.11
	Dte. for Cashew Research, Puttur	45.00	8.00	53.00	70.34	11.73	82.07	493.76	77.53	571.29	588.42	870.06	1536.01
86	CCRI, Nagpur	18.43	1.21	19.64	37.82	5.00	42.82	786.25	75.21	861.46	1056.25	764.85	1896.31
87	NRC For Grapes, Pune	20.00	2.80	22.80	45.37	5.00	50.37	535.37	82.80	618.17	639.92	614.54	1337.26
88	DMAPR, Anand	10.00	1.00	11.00	35.00	0.00	35.00	297.03	6.00	303.03	311.65	519.95	837.60
89	AICRP on MAP & Betelvine, DMAPR, Anand	10.00	0.00	10.00	40.00	0.00	40.00	150.00	0.00	150.00	150.00	850.00	1000.00
	DMAPR, Anand	20.00	1.00	21.00	75.00	0.00	75.00	447.03	6.00	453.03	461.65	1369.95	1837.60
90	Dte. on Mushroom, Solan	10.00	0.00	10.00	25.00	5.00	30.00	340.73	20.00	360.73	344.27	491.00	855.27
91	AICRP on Mushroom, DMR, Solan	20.00	5.00	25.00	45.00	5.00	50.00	165.00	14.67	179.67	165.00	267.56	447.23
	DMR SOLAN	30.00	5.00	35.00	70.00	10.00	80.00	505.73	34.67	540.40	509.27	758.56	1302.50
92	IIOPR, Pedavegi	15.00	0.70	15.70	25.00	1.00	26.00	480.00	89.20	569.20	608.16	585.24	1282.60
93	Dte. on Onion & Garlic, Pune	27.08	0.00	27.08	51.54	10.00	61.54	628.62	32.80	661.42	635.93	631.86	1300.59
94	NRC on Orchids, Sikkim	6.50	0.70	7.20	9.72	1.40	11.12	143.30	63.68	206.98	143.30	310.75	517.73
95	NRC Seed Spices, Ajmer	20.00	0.00	20.00	75.00	2.00	77.00	379.84	26.00	405.84	429.76	581.00	1036.76
96	NRC For Litchi, Muzaffarpur	23.11	0.28	23.39	21.35	10.00	31.35	253.09	24.28	277.37	253.09	321.82	599.19
97	NRC for Pomegranate, Solapur	18.00	7.23	25.23	30.00	10.00	40.00	478.00	52.23	530.23	503.25	340.61	896.09
98	Dte. of Floriculture, Pune	7.91	0.44	8.35	13.35	3.00	16.35	271.26	102.37	373.63	271.26	355.52	729.15
99	AICRP on Floriculture, Dte. of Floriculture, Pune	15.00	3.00	18.00	30.00	5.27	35.27	404.38	23.68	428.06	404.38	601.11	1029.17
	DTE OF FLORICULTURE	22.91	3.44	26.35	43.35	8.27	51.62	675.64	126.05	801.69	675.64	956.63	1758.32

Contd...

REVISED ESTIMATES 2020-21 (Allocation from Govt. Grant)

(Rs in lakh)

SI No.	Name of the Unit/AICRP/Network Project/ATARI etc.	TSP		Total	SCSP		Total	Total	Grand Total				
		Grant in Aid component			General	Capital			Total	Grant in Aid component			
		General	Capital	Capital General			Grand total- General + Capital	General with Pension		Salaries			
Total HORTICULTURAL SCIENCES		738.00	60.00	798.00	1345.00	165.00	1510.00	16146.00	2026.00	18172.00	27836.58	36759.78	66622.36
100	CARI, Izatnagar	25.00	0.00	25.00	88.46	20.00	108.46	937.46	210.00	1147.46	1241.75	1513.56	2965.31
101	CIRB, Hissar	1.60	0.00	1.60	32.00	10.00	42.00	828.60	76.00	904.60	1007.98	2093.24	3177.22
102	Network Project on Buffaloes, CIRB, Hissar	0.00	0.00	0.00	40.00	10.00	50.00	460.00	50.00	510.00	460.00	42.95	552.95
CIRB, Hissar		1.60	0.00	1.60	72.00	20.00	92.00	1288.60	126.00	1414.60	1467.98	2136.19	3730.17
103	CIRG, Makhdoom	24.00	0.00	24.00	44.80	10.00	54.80	577.80	34.00	611.80	1360.80	2025.00	3419.80
104	AICRP on Goats, CIRG, Makhdoom	80.00	0.00	80.00	40.00	0.00	40.00	432.00	12.00	444.00	432.00	0.00	444.00
CIRG, Makhdoom		104.00	0.00	104.00	84.80	10.00	94.80	1009.80	46.00	1055.80	1792.80	2025.00	3863.80
105	CSWRI, Avikanagar	80.00	1.00	81.00	104.00	10.00	114.00	1247.50	84.46	1331.96	1644.56	2693.76	4422.78
106	AICRP on Mega Sheep Seed Project, CSWRI, Avikanagar	16.00	0.00	16.00	12.00	0.00	12.00	181.65	8.27	189.92	181.65	0.00	189.92
107	Network on Sheep Improvement, CSWRI, Avikanagar	60.00	0.00	60.00	24.00	0.00	24.00	230.57	14.27	244.84	230.57	55.17	300.01
CSWRI, Avikanagar		156.00	1.00	157.00	140.00	10.00	150.00	1659.72	107.00	1766.72	2056.78	2748.93	4912.71
108	IVRI, Izatnagar	74.00	2.00	76.00	376.00	35.00	411.00	4400.75	766.00	5166.75	20621.74	13569.60	34957.34
109	Outreach Prog. On Env. Pollutant, IVRI, Izatnagar	0.00	0.00	0.00	12.00	0.00	12.00	97.00	20.00	117.00	97.00	0.00	117.00
110	Outreach Prog. On Zoonotic Diseases, IVRI, Izatnagar	0.00	0.00	0.00	8.00	0.00	8.00	132.00	8.00	140.00	132.00	0.00	140.00
111	Outreach Prog, on Ethno vety. Medicine, IVRI, Izatnagar	0.00	0.00	0.00	8.00	0.00	8.00	68.00	8.00	76.00	68.00	0.00	76.00
112	Network on GIP, IVRI, Izatnagar	0.00	0.00	0.00	7.00	0.00	7.00	62.00	4.00	66.00	62.00	0.00	66.00
113	Network on BTB, IVRI, Izatnagar	0.00	0.00	0.00	0.00	0.00	0.00	0.00	0.00	0.00	0.00	0.00	0.00

Contd...

REVISED ESTIMATES 2020-21 (Allocation from Govt. Grant)

(Rs in lakh)

SI No.	Name of the Unit/AICRP/Network Project/ATARI etc.	TSP		Total	SCSP		Total	Total	Grand Total				
		Grant in Aid component			General	Capital			Total	Grant in Aid component			
		General	Capital	Capital General			Grand total- General + Capital	General with Pension		Salaries			
114	Network on Neonatal Mortality, IVRI, Izatnagar	0.00	0.00	0.00	9.00	0.00	9.00	71.00	8.00	79.00	71.00	0.00	79.00
115	Network on Diag. Imaging Tech., IVRI, Izatnagar	0.00	0.00	0.00	8.00	0.00	8.00	70.00	12.00	82.00	70.00	0.00	82.00
116	CRP on V&D, IVRI, Izatnagar	0.00	0.00	0.00	40.00	5.00	45.00	414.00	45.00	459.00	414.00	0.00	459.00
	IVRI, Izatnagar	74.00	2.00	76.00	468.00	40.00	508.00	5314.75	871.00	6185.75	21535.74	13569.60	35976.34
117	NIHSAD, Bhopal	0.00	0.00	0.00	70.00	15.00	85.00	895.00	36.00	931.00	914.70	814.03	1764.73
118	NBAGR, Karnal	30.00	0.00	30.00	88.00	4.00	92.00	653.25	55.00	708.25	1080.59	1061.29	2196.88
119	Network Project on Animal Genetic Resources, NBAGR, Karnal	0.00	0.00	0.00	0.00	0.00	0.00	9.76	0.00	9.76	9.76	0.00	9.76
	NBAGR, Karnal	30.00	0.00	30.00	88.00	4.00	92.00	663.01	55.00	718.01	1090.35	1061.29	2206.64
120	NDRI, Karnal	60.00	1.00	61.00	380.00	33.88	413.88	4024.34	401.88	4426.22	13873.07	8555.39	22830.34
121	NIANP, Bangalore	0.00	0.00	0.00	45.60	15.00	60.60	533.60	57.00	590.60	576.82	1370.54	2004.36
122	AICRP ON NPAERP + OP on Methan Emission, NIANP, Bangalore	8.00	0.00	8.00	12.00	3.00	15.00	172.00	8.00	180.00	172.00	0.00	180.00
	NIANP, Bangalore	8.00	0.00	8.00	57.60	18.00	75.60	705.60	65.00	770.60	748.82	1370.54	2184.36
123	NRC on Camel, Bikaner	18.33	0.14	18.47	24.94	9.00	33.94	387.27	99.14	486.41	524.43	732.17	1355.74
124	NRC on Equines, Hissar	1.60	0.00	1.60	21.60	4.00	25.60	572.20	44.20	616.40	574.20	1040.09	1658.49
125	National Centre for Veterinary Type Culture Collection, NRC on Equines, Hissar	0.00	0.00	0.00	17.60	2.00	19.60	192.60	41.80	234.40	192.60	0.00	234.40
	NRC EQUINES	1.60	0.00	1.60	39.20	6.00	45.20	764.80	86.00	850.80	766.80	1040.09	1892.89
126	NRC on Meat, Hyderabad	0.00	0.00	0.00	40.00	0.00	40.00	236.00	96.00	332.00	374.51	648.84	1119.35
127	NRC on Mithun	60.00	0.00	60.00	0.00	0.00	0.00	424.00	32.00	456.00	496.27	433.95	962.22

Contd...

REVISED ESTIMATES 2020-21 (Allocation from Govt. Grant)

(Rs in lakh)

SI No.	Name of the Unit/AICRP/Network Project/ATARI etc.	TSP		Total	SCSP		Total	Total	Grand Total				
		Grant in Aid component			General	Capital			Total	Grant in Aid component			
		General	Capital	Capital General			Grand total- General + Capital	General with Pension		Salaries			
128	NRC on Pig, Guwahati	130.00	12.00	142.00	70.00	10.00	80.00	564.15	142.00	706.15	564.15	585.53	1291.68
129	AICRP on Pig, NRC on Pig, Guwahati	160.00	0.00	160.00	40.00	0.00	40.00	497.00	63.00	560.00	497.00	120.75	680.75
130	Mega seed on Pig, NRC on Pig, Guwahati	79.67	0.00	79.67	32.00	8.00	40.00	354.67	32.00	386.67	354.67	0.00	386.67
	NRC PIG	369.67	12.00	381.67	142.00	18.00	160.00	1415.82	237.00	1652.82	1415.82	706.28	2359.10
131	NRC on Yak, Dirang	90.00	9.86	99.86	24.00	8.00	32.00	491.20	77.86	569.06	497.26	377.15	952.27
132	NIVEDI, Bangalore	0.00	0.00	0.00	15.00	10.00	25.00	545.00	59.00	604.00	617.67	680.29	1356.96
133	CIRC, Meerut	0.00	0.00	0.00	40.80	1.12	41.92	371.80	34.12	405.92	483.37	845.46	1362.95
134	AICRP on Cattle, CIRC, Meerut	28.00	0.00	28.00	43.20	0.00	43.20	515.04	11.00	526.04	515.04	237.66	763.70
	CIRC MEERUT	28.00	0.00	28.00	84.00	1.12	85.12	886.84	45.12	931.96	998.41	1083.12	2126.65
135	Dte. Of Foot & Mouth Disease, Mukteswar	28.80	0.00	28.80	76.00	10.00	86.00	946.80	90.00	1036.80	999.01	335.21	1424.22
136	Dte. Of Poultry Research, Hyderabad	25.00	0.00	25.00	40.00	15.00	55.00	1046.00	111.00	1157.00	1151.53	1230.55	2493.08
137	AICRP on Poultry, Dte. Of Poultry Research, Hyderabad	50.00	0.00	50.00	20.00	8.00	28.00	320.99	48.00	368.99	320.99	350.19	719.18
138	Poultry Seed Project, Dte. Of Poultry Research, Hyderabad	55.00	0.00	55.00	40.00	18.00	58.00	437.00	113.00	550.00	437.00	0.00	550.00
	DTE POULTRY HYD	130.00	0.00	130.00	100.00	41.00	141.00	1803.99	272.00	2075.99	1909.52	1580.74	3762.26
	TOTAL ANIMAL SCIENCES	1185.00	26.00	1211.00	1994.00	274.00	2268.00	24400.00	3012.00	27412.00	53321.69	41412.37	97746.06
139	CAZRI, Johdhpur	49.84	34.91	84.75	70.85	38.15	109.00	906.69	425.94	1332.63	6573.92	4738.86	11738.72
	CAZRI, Johdhpur	49.84	34.91	84.75	70.85	38.15	109.00	906.69	425.94	1332.63	6573.92	4738.86	11738.72
140	CRIDA, Hyderabad	0.00	0.00	0.00	76.30	19.86	96.16	616.69	50.38	667.07	1262.35	2495.00	3807.73
141	AICRP on Dryland Agriculture, CRIDA, Hyderabad	0.00	0.00	0.00	38.15	1.27	39.42	333.45	12.17	345.62	333.45	2043.82	2389.44

Contd...

REVISED ESTIMATES 2020-21 (Allocation from Govt. Grant)

(Rs in lakh)

SI No.	Name of the Unit/AICRP/Network Project/ATARI etc.	TSP		Total	SCSP		Total	Total	Grand Total				
		Grant in Aid component			General	Capital			Total	Grant in Aid component			
		General	Capital	Capital General			Grand total-General + Capital	General with Pension		Salaries			
142	AICRP on Agrometeorology, CRIDA, Hyderabad	0.00	0.00	0.00	11.44	1.27	12.71	104.17	51.27	155.44	104.17	586.23	741.67
	CRIDA, Hyderabad	0.00	0.00	0.00	125.89	22.40	148.29	1054.32	113.82	1168.14	1699.98	5125.05	6938.85
143	IIS & WC (CS & WCR & TI), Dehradun	30.91	17.78	48.69	98.10	12.77	110.87	980.01	139.25	1119.26	1780.01	3941.04	5860.30
144	CSSRI, Karnal	0.00	0.00	0.00	75.85	9.58	85.43	750.85	194.68	945.53	1415.85	2525.83	4136.36
145	PCU-SAS, CSSRI, Karnal	0.00	0.00	0.00	6.86	0.00	6.86	65.78	50.00	115.78	65.78	444.92	560.70
	CSSRI, Karnal	0.00	0.00	0.00	82.71	9.58	92.29	816.63	244.68	1061.31	1481.63	2970.75	4697.06
146	ICAR RC For NEH Region., Barapani	428.92	41.59	470.51	109.00	10.90	119.90	3065.08	637.89	3702.97	4268.24	5539.23	10445.36
147	ICAR Res. Complex for Eastern Region, Patna	0.00	0.00	0.00	75.69	14.05	89.74	815.71	51.17	866.88	1114.04	2400.05	3565.26
148	CCARI (ICAR Res. Complex), Goa	29.89	19.93	49.82	41.50	11.48	52.98	682.39	144.23	826.62	734.09	935.22	1813.54
149	IISS, Bhopal	19.93	0.00	19.93	32.70	6.38	39.08	419.23	172.38	591.61	498.70	1625.58	2296.66
150	AICRP on Micronutrients, IISS, Bhopal	9.96	0.00	9.96	9.88	1.22	11.10	252.10	159.91	412.01	252.10	572.43	984.44
151	AICRP on Biofertilizer, IISS, Bhopal	0.00	0.00	0.00	4.15	1.30	5.45	39.85	21.29	61.14	39.85	177.71	238.85
152	AICRP on STCR, IISS, Bhopal	10.85	0.00	10.85	9.62	1.38	11.00	113.50	10.07	123.57	113.50	593.29	716.86
153	AICRP on LTFE, IISS, Bhopal	24.91	0.00	24.91	4.67	1.27	5.94	104.04	28.63	132.67	104.04	393.44	526.11
154	CRP on Conservation Agriculture, IISS, Bhopal	0.00	0.00	0.00	23.92	10.98	34.90	242.02	85.72	327.74	242.02	0.00	327.74
	IISS BHOPAL	65.65	0.00	65.65	84.94	22.53	107.47	1170.73	478.00	1648.73	1250.20	3362.45	5090.65
155	NBSS & LUP, Nagpur	0.00	0.00	0.00	82.20	11.48	93.68	873.25	42.21	915.46	4382.71	3394.22	7819.14
156	CAFRI, Jhansi	0.00	0.00	0.00	21.80	12.13	33.93	290.30	31.46	321.76	338.21	769.89	1139.56
157	AICRP on Agroforestry, CARI, Jhansi	16.35	0.00	16.35	18.41	5.11	23.52	207.65	28.24	235.89	207.65	900.00	1135.89

Contd...

REVISED ESTIMATES 2020-21 (Allocation from Govt. Grant)

(Rs in lakh)

SI No.	Name of the Unit/AICRP/Network Project/ATARI etc.	TSP		Total	SCSP		Total	Total	Grand Total				Total
		Grant in Aid component			General	Capital			Grant in Aid component				
		General	Capital	Capital General			Grand total- General + Capital	General with Pension	Salaries				
	CAFRI, Jhansi	16.35	0.00	16.35	40.21	17.24	57.45	497.95	59.70	557.65	545.86	1669.89	2275.45
158	IIWM, Bhubaneshwar	10.00	5.00	15.00	21.80	9.54	31.34	226.20	45.54	271.74	260.57	994.00	1300.11
159	AICRP on IWM, IIWM, Bhubaneshwar	0.00	0.00	0.00	8.42	1.27	9.69	218.63	101.27	319.90	218.63	1807.63	2127.53
160	CRP on Water, IIWM, Bhubaneshwar	0.00	0.00	0.00	27.25	12.77	40.02	316.14	68.77	384.91	316.14	0.00	384.91
	IIWM, Bhubaneshwar	10.00	5.00	15.00	57.47	23.58	81.05	760.98	215.58	976.56	795.35	2801.63	3812.56
161	NRC on Integrated Farming (Mahatma Gandhi Institute of Integrated Farming), Motihari	0.00	0.00	0.00	10.90	79.46	90.36	207.46	277.46	484.92	207.46	200.66	685.58
162	Dte. Of Weed Research, Jabalpur	0.00	0.00	0.00	10.90	7.57	18.47	375.90	47.55	423.45	432.06	759.22	1238.83
163	AICRP on Weed Management, DWR, Jabalpur	0.00	0.00	0.00	22.61	1.14	23.75	160.80	8.95	169.75	160.80	637.96	807.71
	DTE WEED RESEARCH	0.00	0.00	0.00	33.51	8.71	42.22	536.70	56.50	593.20	592.86	1397.18	2046.54
164	IIFSR, Modipuram	0.00	0.00	0.00	38.15	7.91	46.06	309.65	36.91	346.56	578.74	1356.00	1971.65
165	AICRP on Integrated Farming System, IIFSR, Modipuram	36.91	10.00	46.91	38.00	13.70	51.70	559.61	119.07	678.68	559.61	1918.37	2597.05
166	Network Project on Organic Farming, IIFSR, Modipuram	0.00	0.00	0.00	17.48	0.00	17.48	204.50	4.62	209.12	204.50	0.00	209.12
	IIFSR, Modipuram	36.91	10.00	46.91	93.63	21.61	115.24	1073.76	160.60	1234.36	1342.85	3274.37	4777.82
167	NIASM, Baramati	27.53	9.79	37.32	45.40	82.06	127.46	691.34	157.97	849.31	696.20	620.86	1475.03
	TOTAL NRM DIVISION	696.00	139.00	835.00	1052.00	386.00	1438.00	14133.00	3205.00	17338.00	27465.40	42371.46	73041.86
168	NICRA, Hyderabad	0.00	0.00	0.00	360.00	52.00	412.00	4500.00	483.00	4983.00	4500.00	0.00	4983.00
	TOTAL CRAI/NICRA	0.00	0.00	0.00	360.00	52.00	412.00	4500.00	483.00	4983.00	4500.00	0.00	4983.00
169	CIBA, Chennai	40.00	12.00	52.00	98.00	32.00	130.00	1190.00	202.00	1392.00	3171.32	2280.00	5653.32

REVISED ESTIMATES 2020-21 (Allocation from Govt. Grant)

(Rs in lakh)

SI No.	Name of the Unit/AICRP/Network Project/ATARI etc.	TSP		Total	SCSP		Total	Total	Grand Total				
		Grant in Aid component			General	Capital			Grant in Aid component			Total	
		General	Capital	Capital General			Grand total- General + Capital	General with Pension	Salaries				
170	AINP on Fish Health, CIBA, Chennai	0.00	0.00	0.00	0.00	0.00	0.00	200.00	0.00	200.00	200.00	0.00	200.00
	CIBA, Chennai	40.00	12.00	52.00	98.00	32.00	130.00	1390.00	202.00	1592.00	3371.32	2280.00	5853.32
171	CIFRI, Barrackpore	45.00	20.00	65.00	114.00	28.00	142.00	935.00	368.00	1303.00	7650.20	2824.96	10843.16
172	CIFA, Bhubaneshwar	70.00	15.00	85.00	90.00	9.37	99.37	1515.00	112.37	1627.37	1764.67	2595.98	4473.02
173	CIFE, Mumbai	56.00	37.60	93.60	186.00	60.00	246.00	2859.00	438.74	3297.74	5389.94	3198.86	9027.54
174	CIFT, Kochi	66.00	10.00	76.00	120.00	45.00	165.00	1320.00	310.00	1630.00	1576.90	3104.90	4991.80
175	CMFRI, Kochi	112.00	1.40	113.40	190.00	7.00	197.00	2270.00	56.28	2326.28	9720.00	6350.00	16126.28
176	ANIP Mericulture, CMFRI, Kochi	0.00	0.00	0.00	0.00	0.00	0.00	250.00	7.98	257.98	250.00	0.00	257.98
	CMFRI, Kochi	112.00	1.40	113.40	190.00	7.00	197.00	2520.00	64.26	2584.26	9970.00	6350.00	16384.26
177	NBFGR, Lucknow	43.00	15.00	58.00	90.00	35.00	125.00	1064.00	281.00	1345.00	1219.43	1382.99	2883.42
178	CRP Genomics, NBFGR, Lucknow	0.00	0.00	0.00	0.00	0.00	0.00	470.00	0.00	470.00	470.00	0.00	470.00
	NBFGR, Lucknow	43.00	15.00	58.00	90.00	35.00	125.00	1534.00	281.00	1815.00	1689.43	1382.99	3353.42
179	Dte. Of Coldwater Fisheries Research, Bhimtal	33.00	20.00	53.00	67.00	1.63	68.63	670.00	56.63	726.63	670.00	699.44	1426.07
	TOTAL FISHEREIES	465.00	131.00	596.00	955.00	218.00	1173.00	12743.00	1833.00	14576.00	32082.46	22437.13	56352.59
180	CIAE, Bhopal	0.00	0.00	0.00	24.73	0.00	24.73	724.73	43.00	767.73	2948.55	2915.00	5906.55
181	AICRP on FIM, CIAE, Bhopal	0.00	0.00	0.00	4.00	0.00	4.00	211.00	103.08	314.08	211.00	1128.00	1442.08
182	AICRP on ESA, CIAE, Bhopal	0.00	0.00	0.00	2.00	0.00	2.00	100.00	43.60	143.60	100.00	324.78	468.38
183	AICRP on EAAI, CIAE, Bhopal	0.00	0.00	0.00	3.00	0.00	3.00	243.00	15.88	258.88	243.00	852.09	1110.97
184	AICRP on UAE, CIAE, Bhopal	0.00	0.00	0.00	10.00	0.00	10.00	152.77	28.64	181.41	152.77	375.14	556.55
185	CRP On FMPF, CIAE, Bhopal	0.00	0.00	0.00	0.00	0.00	0.00	152.05	18.50	170.55	152.05	0.00	170.55
186	CRP On EA, CIAE, Bhopal	0.00	0.00	0.00	0.00	4.20	4.20	117.90	12.55	130.45	117.90	0.00	130.45
	CIAE, Bhopal	0.00	0.00	0.00	43.73	4.20	47.93	1701.45	265.25	1966.70	3925.27	5595.01	9785.53

Contd...

REVISED ESTIMATES 2020-21 (Allocation from Govt. Grant)

(Rs in lakh)

SI No.	Name of the Unit/AICRP/Network Project/ATARI etc.	TSP		Total	SCSP		Total	Total	Grand Total				
		Grant in Aid component			General	Capital			Total	Grant in Aid component			
		General	Capital	Capital General			Grand total- General + Capital	General with Pension		Salaries			
187	CIPHET, Ludhiana	0.00	0.00	0.00	35.00	9.50	44.50	570.00	153.50	723.50	657.00	1185.83	1996.33
188	AICRP on PET, CIPHET, Ludhiana	0.00	0.00	0.00	30.00	4.00	34.00	145.91	26.00	171.91	145.91	238.70	410.61
189	AICRP on PHET, CIPHET, Ludhiana	0.00	0.00	0.00	36.27	4.50	40.77	340.77	213.13	553.90	340.77	1697.92	2251.82
190	CRP On SA, CIPHET, Ludhiana	0.00	0.00	0.00	0.00	0.00	0.00	82.00	10.70	92.70	82.00	0.00	92.70
	CIPHET, Ludhiana	0.00	0.00	0.00	101.27	18.00	119.27	1138.68	403.33	1542.01	1225.68	3122.45	4751.46
191	CIRCOT, Mumbai	0.00	0.00	0.00	110.00	40.00	150.00	570.00	75.00	645.00	960.61	1865.86	2901.47
192	CRP on Natural Fibres, CIRCOT, Mumbai	0.00	0.00	0.00	0.00	0.00	0.00	40.00	2.00	42.00	40.00	0.00	42.00
	CIRCOT, Mumbai	0.00	0.00	0.00	110.00	40.00	150.00	610.00	77.00	687.00	1000.61	1865.86	2943.47
193	IINRG, Ranchi	0.00	0.00	0.00	40.00	56.80	96.80	540.00	233.10	773.10	767.10	1255.57	2255.77
194	NWP on HP VANR&G, IINRG, Ranchi	0.00	0.00	0.00	0.00	0.00	0.00	152.26	13.28	165.54	152.26	0.00	165.54
195	NWP on CLIGR, IINRG, Ranchi	0.00	0.00	0.00	0.00	0.00	0.00	179.50	20.28	199.78	179.50	0.00	199.78
	IINRG, Ranchi	0.00	0.00	0.00	40.00	56.80	96.80	871.76	266.66	1138.42	1098.86	1255.57	2621.09
196	NINFET, Kolkata	0.00	0.00	0.00	44.00	12.00	56.00	478.11	42.76	520.87	741.56	1365.37	2149.69
	TOTAL AGRICULTURAL ENGINEERING	0.00	0.00	0.00	339.00	131.00	470.00	4800.00	1055.00	5855.00	7991.98	13204.26	22251.24
197	IASRI including CABIn, New Delhi	0.00	0.00	0.00	193.14	23.91	217.05	2501.14	110.91	2612.05	3216.04	2829.00	6155.95
198	NIAP & PR, New Delhi	0.00	0.00	0.00	30.86	1.09	31.95	364.86	23.09	387.95	451.28	697.83	1172.20
	TOTAL ECO. STATISTICS & MANAGEMENT	0.00	0.00	0.00	224.00	25.00	249.00	2866.00	134.00	3000.00	3667.32	3526.83	7328.15
199	NAARM, Hyderabad	0.00	0.00	0.00	100.00	70.00	170.00	2250.00	126.00	2376.00	5697.12	2282.57	8105.69
200	CIWA, Bhubaneshwar	0.00	0.00	0.00	30.00	20.00	50.00	305.00	498.00	803.00	338.23	626.40	1462.63

97

Contd...

REVISED ESTIMATES 2020-21 (Allocation from Govt. Grant)

(Rs in lakh)

SI No.	Name of the Unit/AICRP/Network Project/ATARI etc.	TSP		Total	SCSP		Total	Total	Grand Total				
		Grant in Aid component			General	Capital			Total	Grant in Aid component			
		General	Capital	Capital General			Grand total- General + Capital	General with Pension		Salaries			
201	AICRP on Home Science, CIWA, Bhubaneswar	0.00	0.00	0.00	0.00	0.00	0.00	225.00	0.00	225.00	225.00	1458.77	1683.77
	CIWA, Bhubaneswar	0.00	0.00	0.00	30.00	20.00	50.00	530.00	498.00	1028.00	563.23	2085.17	3146.40
202	Strengthening and Development of Higher Agricultural Education in India	1900.00	200.00	2100.00	1400.00	1350.00	2750.00	19210.00	9376.00	28586.00	19210.00	0.00	28586.00
	TOTAL AG. EDUCATION DIVISION	1900.00	200.00	2100.00	1530.00	1440.00	2970.00	21990.00	10000.00	31990.00	25470.35	4367.74	39838.09
203	PIU, NASF	0.00	0.00	0.00	0.00	0.00	0.00	3200.00	1000.00	4200.00	3200.00	45.31	4245.31
	TOTAL NASF	0.00	0.00	0.00	0.00	0.00	0.00	3200.00	1000.00	4200.00	3200.00	45.31	4245.31
204	NAHEP (EAP)	0.00	0.00	0.00	0.00	0.00	0.00	9000.00	9000.00	18000.00	9000.00	0.00	18000.00
	Total NAHEP	0.00	0.00	0.00	0.00	0.00	0.00	9000.00	9000.00	18000.00	9000.00	0.00	18000.00
205	DKMA, New Delhi	0.00	0.00	0.00	0.00	0.00	0.00	480.00	25.00	505.00	480.00	490.77	995.77
206	ATARI ZONE-I, Ludhiana	166.00	181.00	347.00	284.00	157.50	441.50	1510.00	875.00	2385.00	1523.88	9515.46	11914.34
207	ATARI ZONE-II, Jodhpur	146.00	159.00	305.00	35.00	22.00	57.00	1171.05	728.40	1899.45	1171.96	8141.00	10041.36
208	ATARI ZONE-III, Kanpur	141.00	165.00	306.00	149.00	250.00	399.00	1333.36	1115.60	2448.96	1334.37	12157.37	14607.34
209	ATARI ZONE-IV, Patna	150.00	164.00	314.00	19.00	13.00	32.00	1079.87	731.50	1811.37	1079.87	6931.31	8742.68
210	ATARI ZONE-V, Kolkata	139.00	151.00	290.00	390.00	228.25	618.25	1395.40	802.65	2198.05	1397.69	7739.75	9940.09
211	ATARI ZONE-VI, Guwahati	132.00	129.00	261.00	143.00	0.00	143.00	1298.55	869.30	2167.85	1298.55	6744.00	8911.85
212	ATARI ZONE-VII, Barapani	100.00	110.00	210.00	0.00	0.00	0.00	1069.44	847.40	1916.84	1118.09	6066.51	8032.00
213	ATARI ZONE-VIII, Pune	187.00	203.00	390.00	0.00	0.00	0.00	1257.80	879.70	2137.50	1257.80	11584.00	13721.50
214	ATARI ZONE-IX, Jabalpur	178.00	200.00	378.00	0.00	0.00	0.00	1369.30	951.60	2320.90	1452.30	9472.73	11876.63
215	ATARI ZONE-X, Hyderabad	174.00	191.00	365.00	160.00	105.00	265.00	1394.47	957.70	2352.17	1450.35	9468.00	11876.05
216	ATARI ZONE-XI, Bangalore	16.00	0.00	16.00	9.00	6.25	15.25	856.76	554.15	1410.91	860.43	7520.18	8934.76

Contd...

REVISED ESTIMATES 2020-21 (Allocation from Govt. Grant)

(Rs in lakh)

SI No.	Name of the Unit/AICRP/Network Project/ATARI etc.	TSP		Total	SCSP		Total	Total	Grand Total				
		Grant in Aid component			General	Capital			Total	Grant in Aid component			
		General	Capital	Capital General			Grand total- General + Capital	General with Pension		Salaries			
217	FARMER FIRST(ag extn)	0.00	0.00	0.00	0.00	0.00	0.00	0.00	0.00	0.00	0.00	0.00	0.00
218	FARMER FIRST	0.00	0.00	0.00	0.00	0.00	0.00	0.00	0.00	0.00	0.00	0.00	0.00
219	Agricultural Extension (for arya)	0.00	0.00	0.00	0.00	0.00	0.00	20.00	0.00	20.00	20.00	0.00	20.00
220	ARYA	0.00	0.00	0.00	0.00	0.00	0.00	0.00	0.00	0.00	0.00	0.00	0.00
221	NETWORK PROJECT	0.00	0.00	0.00	0.00	0.00	0.00	145.00	0.00	145.00	145.00	0.00	145.00
222	DISASTER MGMT.	0.00	0.00	0.00	0.00	0.00	0.00	0.00	30.00	30.00	0.00	0.00	30.00
	TOTAL AGRICULTURAL EXTENSION	1529.00	1653.00	3182.00	1189.00	782.00	1971.00	14381.00	9368.00	23749.00	14590.29	95831.08	119789.37
223	ICAR HQRS.	0.00	0.00	0.00	0.00	0.00	0.00	14441.91	1615.00	16056.91	20597.88	8270.00	30482.88
224	NAIF	0.00	0.00	0.00	0.00	0.00	0.00	1240.00	485.00	1725.00	1240.00	0.00	1725.00
	TOTAL ICAR HQRS.	0.00	0.00	0.00	0.00	0.00	0.00	15681.91	2100.00	17781.91	21837.88	8270.00	32207.88
	GRAND TOTAL	8390.00	2279.00	10669.00	12683.00	4886.00	17569.00	187040.91	61241.00	248281.91	311141.00	357833.00	730215.00

PART – VI
BUDGET ESTIMATES
2020-21

BUDGET ESTIMATES 2020-21 (Allocation from Govt. Grant)

(₹ In lakhs)

Sl. No.	Name of the Unit/AICRP/Network Project /ATARI etc.	Other than NEH & TSP					NEH				
		Grant in Aid component				Total	Grant in Aid component			Total	
		General	Capital	Salaries	Pension		General	Capital	Salaries		
1	CICR, Nagpur	835.00	350.00	3020.22	455.00	4660.22	20.00	0.00	0.00	20.00	
2	AICRP on Cotton, CICR, Nagpur	185.00	0.00	1456.41	0.00	1641.41	18.00	0.00	0.00	18.00	
3	CRIJAF, Barrackpore	725.00	30.00	2301.48	410.00	3466.48	30.00	0.00	0.00	30.00	
4	AINPJAF, CRIJAF, Barrackpore	100.00	0.00	246.50	0.00	346.50	20.00	0.00	56.97	76.97	
5	NRRI, Cuttack	1180.00	700.00	3689.22	5000.00	10569.22	80.00	0.00	0.00	80.00	
6	Incentivizing Research in Agriculture, NRRI, Cuttack	900.00	400.00	0.00	0.00	1300.00	0.00	0.00	0.00	0.00	
7	CTRI, Rajamundry	395.00	20.00	2224.15	2500.00	5139.15	10.00	0.00	0.00	10.00	
8	NETWORK on Tobacco, CTRI, Rajamundry	62.00	0.00	179.20	0.00	241.20	10.00	0.00	0.00	10.00	
9	IARI, New Delhi	11600.00	5000.00	23022.65	20000.00	59622.65	190.00	0.00	0.00	190.00	
10	Pesticide Residues, IARI, New Delhi	160.00	65.00	453.66	0.00	678.66	0.00	0.00	0.00	0.00	
11	AICRP Nematode, IARI, New Delhi	110.00	0.00	115.45	0.00	225.45	30.00	0.00	42.71	72.71	
12	CRP On Hybrid Technology, IARI, New Delhi	550.00	70.00	0.00	0.00	620.00	0.00	0.00	0.00	0.00	
13	CRP On Molecular Breeding, IARI, New Delhi	410.00	70.00	0.00	0.00	480.00	0.00	0.00	0.00	0.00	
14	AICRP on Honey Bee & Pollinators, IARI, New Delhi	160.00	0.00	316.34	0.00	476.34	10.00	0.00	69.63	79.63	
15	IARI Types Deemed University, Assam	50.00	1205.00	0.00	0.00	1255.00	180.00	1412.00	0.00	1592.00	
16	IARI Types Deemed University, Jharkhand	222.00	4000.00	225.00	0.00	4447.00	0.00	0.00	0.00	0.00	
17	IGFRI, Jhansi	760.00	50.00	3687.49	650.00	5147.49	10.00	0.00	0.00	10.00	
18	AICRP on Forage Crops and Utilization, IGFRI, Jhansi	150.00	0.00	1022.48	0.00	1172.48	25.00	0.00	137.15	162.15	
19	IIPR, Kanpur	800.00	690.00	2434.97	200.00	4124.97	30.00	0.00	0.00	30.00	
20	AICRP on Chickpea, IIPR, Kanpur	155.00	0.00	865.13	0.00	1020.13	20.00	0.00	66.42	86.42	
21	AICRP on Mullarp, IIPR, Kanpur	165.00	0.00	1062.83	0.00	1227.83	10.00	0.00	129.80	139.80	
22	AICRP on Pigeonpea, IIPR, Kanpur	135.00	0.00	749.92	0.00	884.92	13.70	0.00	137.15	150.85	
23	AICRP on Arid Legumes, IIPR Kanpur	60.00	0.00	339.56	0.00	399.56	5.00	0.00	0.00	5.00	
24	IISR, Lucknow	1900.00	125.00	3053.52	3000.00	8078.52	20.00	0.00	0.00	20.00	
25	AICRP on Sugarcane, IISR, Lucknow	145.00	0.00	689.00	0.00	834.00	20.00	0.00	63.30	83.30	
26	NBAIM, Maunath Bhanjan	580.00	40.00	511.87	6.00	1137.87	20.00	0.00	0.00	20.00	
27	AMAAS, NBAIM, Mau	350.00	0.00	0.00	0.00	350.00	0.00	0.00	0.00	0.00	
28	NBPGR, New Delhi	1650.00	675.00	4796.03	4000.00	11121.03	200.00	0.00	0.00	200.00	

Contd...

BUDGET ESTIMATES 2020-21 (Allocation from Govt. Grant)

(₹ In lakhs)

Sl. No.	Name of the Unit/AICRP/Network Project /ATARI etc.	Other than NEH & TSP					NEH				
		Grant in Aid component				Total	Grant in Aid component			Total	
		General	Capital	Salaries	Pension		General	Capital	Salaries		
29	AICRP POTENTIAL CROP, NBPGR, New Delhi	100.00	0.00	263.25	0.00	363.25	60.00	0.00	0.00	60.00	
30	CRP-AGRO BIODIVERSITY, NBPGR, New Delhi	370.00	15.00	0.00	0.00	385.00	0.00	0.00	0.00	0.00	
31	SBI, Coimbatore	860.00	115.00	3312.81	349.47	4637.28	0.00	0.00	0.00	0.00	
32	VPKAS, Almora	460.00	750.00	1404.78	100.00	2714.78	300.00	0.00	0.00	300.00	
33	NRCIPM, New Delhi	280.00	500.00	844.50	250.00	1874.50	60.00	0.00	0.00	60.00	
34	AINP On Soil Arthropod Pests, NRCIPM, New Delhi	105.00	0.00	249.43	0.00	354.43	20.00	0.00	0.00	20.00	
35	AINP on Agricultural Acarology, NRCIPM, New Delhi	75.00	0.00	183.33	0.00	258.33	8.20	0.00	0.00	8.20	
36	DGR, Junagadh	530.00	200.00	976.54	200.00	1906.54	20.00	0.00	0.00	20.00	
37	AICRP on Groudnut, DGR, Junagadh	205.00	0.00	959.22	0.00	1164.22	10.00	0.00	0.00	10.00	
38	NRC Plant Biotechnology, New Delhi	440.00	200.00	1017.13	175.00	1832.13	0.00	0.00	0.00	0.00	
39	NETWORK PROJECT ON TRANSGENIC IN CROPS, NRCPB, New Delhi	400.00	30.00	0.00	0.00	430.00	0.00	0.00	0.00	0.00	
40	DR & MR, Bharatpur	415.00	70.00	783.21	40.00	1308.21	30.00	0.00	0.00	30.00	
41	AICRP on R&M, DR & MR, Bharatpur	180.00	0.00	898.94	0.00	1078.94	100.00	0.00	88.99	188.99	
42	IIMR, Hyderabad	600.00	65.00	1659.73	260.00	2584.73	60.00	0.00	0.00	60.00	
43	AICRP on Sorghum, IIMR, Hyderabad	135.00	0.00	743.22	0.00	878.22	30.00	0.00	0.00	30.00	
44	AICRP on Pearl Millets, IIMR, Hyderabad	410.00	0.00	718.26	0.00	1128.26	10.00	0.00	0.00	10.00	
45	AICRP on Small Millets, IIMR, Hyderabad	65.00	0.00	495.48	0.00	560.48	10.00	0.00	0.00	10.00	
46	DSR, Indore	390.00	40.00	1243.36	150.00	1823.36	20.00	0.00	0.00	20.00	
47	AICRP on Soyabean, Indore	140.00	0.00	851.71	0.00	991.71	20.00	0.00	88.36	108.36	
48	NBAIR, Bengaluru	390.00	130.00	1189.89	120.00	1829.89	25.00	0.00	0.00	25.00	
49	AICRP on Biological Control, NBAIR, Bengaluru	365.00	0.00	191.74	0.00	556.74	20.00	0.00	26.07	46.07	
50	IIMR, Ludhiana	530.00	750.00	705.80	30.00	2015.80	30.00	0.00	0.00	30.00	
51	AICRP On Maize, IIMR, New Delhi	310.00	0.00	1732.19	0.00	2042.19	12.10	0.00	0.00	12.10	
52	IIOR, Hyderabad	530.00	100.00	2165.16	230.00	3025.16	20.00	0.00	0.00	20.00	
53	AICRP on Oilseed, Hyderabad	155.00	0.00	1054.10	0.00	1209.10	10.00	0.00	0.00	10.00	
54	AICRP on Linseed, IIOR, Hyderabad	86.00	0.00	380.93	0.00	466.93	10.00	0.00	64.43	74.43	
55	AICRP on Sesame & Niger, IIOR, Hyderabad	85.00	0.00	373.27	0.00	458.27	5.00	0.00	0.00	5.00	

Contd...

BUDGET ESTIMATES 2020-21 (Allocation from Govt. Grant)

(₹ In lakhs)

Sl. No.	Name of the Unit/AICRP/Network Project /ATARI etc.	Other than NEH & TSP					NEH			
		Grant in Aid component				Total	Grant in Aid component			Total
		General	Capital	Salaries	Pension		General	Capital	Salaries	
56	IIRR, Hyderabad	850.00	150.00	2708.07	250.00	3958.07	10.00	0.00	0.00	10.00
57	AICRP on Rice, IIRR, Hyderabad	650.00	0.00	2953.94	0.00	3603.94	30.00	0.00	316.50	346.50
58	CRP on Rice Biofortification, IIRR, Hyderabad	665.00	25.00	0.00	0.00	690.00	0.00	0.00	0.00	0.00
59	IIWBR, Karnal	670.00	200.00	1971.17	210.00	3051.17	20.00	0.00	0.00	20.00
60	AICRP on Wheat & Barley, IIWBR, Karnal	260.00	0.00	1345.14	0.00	1605.14	8.00	0.00	40.01	48.01
61	IISS, Maunath Bhanjan	335.00	90.00	373.19	0.00	798.19	20.00	0.00	0.00	20.00
62	AICRP NSP (CROPS), DSR, Maunath Bhanjan	260.00	30.00	1983.98	0.00	2273.98	20.00	0.00	139.52	159.52
63	Seed Production in Agricultural Corps and Fisheries, DSR, Mau	660.00	50.00	0.00	0.00	710.00	20.00	0.00	0.00	20.00
64	NIBSM, Raipur	235.00	2500.00	407.83	0.00	3142.83	60.00	0.00	0.00	60.00
65	IIAB, Ranchi	180.00	2500.00	339.20	0.00	3019.20	40.00	0.00	0.00	40.00
66	AINP on VertibratePest Management, (CAZRI, Jodhpur)	130.00	0.00	204.97	0.00	334.97	10.00	0.00	37.35	47.35
Total Crop Sciences		38000.00	22000.00	93148.55	38585.47	191734.02	2100.00	1412.00	1504.36	5016.36
1	CIARI, Port Blair	400.00	50.00	2053.92	250.00	2753.92	0.00	0.00	0.00	0.00
2	CIAH, Bikaner	300.00	150.00	1563.47	200.00	2213.47	0.00	0.00	0.00	0.00
3	AICRP on AZF, CIAH, Bikaner	90.00	20.00	688.72	0.00	798.72	0.00	0.00	0.00	0.00
4	CISH, Lucknow	700.00	100.00	1770.88	550.00	3120.88	60.00	25.00	0.00	85.00
5	CITH, Srinagar	475.00	40.00	515.90	10.00	1040.90	91.00	0.00	0.00	91.00
6	CPCRI, Kasaragod	1000.00	150.00	3217.22	3345.32	7712.54	117.05	165.00	0.00	282.05
7	AICRP on Palms, CPCRI, Kasaragod	80.00	0.00	420.16	0.00	500.16	18.20	25.70	0.00	43.90
8	CPRI, Shimla	600.00	157.00	4265.84	2400.00	7422.84	6.00	0.00	0.00	6.00
9	AICRP on Potato, CPRI, Shimla	80.00	3.00	426.16	0.00	509.16	24.50	0.00	64.88	89.38
10	CTCRI, Thiruvanthapuram	325.00	50.00	1907.83	250.00	2532.83	43.00	8.00	0.00	51.00
11	AICRP on Tuber Crops, CTCRI, Thiruvanthapuram	136.00	20.00	269.30	0.00	425.30	21.00	2.75	0.00	23.75
12	IIHR, Bangalore	1200.00	200.00	5854.40	3600.00	10854.40	8.00	0.00	0.00	8.00
13	AICRP on Fruit, IIHR, Bangalore	450.00	100.00	1797.24	0.00	2347.24	100.00	0.00	163.53	263.53
14	IISR, Calicut	500.00	150.00	1390.73	110.00	2150.73	85.48	30.00	0.00	115.48
15	AICRP on Spices, IISR, Calicut	140.00	0.00	435.34	0.00	575.34	33.86	30.00	0.00	63.86

BUDGET ESTIMATES 2020-21 (Allocation from Govt. Grant)

(₹ In lakhs)

Sl. No.	Name of the Unit/AICRP/Network Project /ATARI etc.	Other than NEH & TSP				NEH				
		Grant in Aid component				Total	Grant in Aid component			Total
		General	Capital	Salaries	Pension		General	Capital	Salaries	
16	IIVR, Varanasi	500.00	150.00	1703.47	90.00	2443.47	30.00	26.00	0.00	56.00
17	AICRP on Vegetables, IIVR, Varanasi	300.00	20.00	1804.97	0.00	2124.97	159.00	20.00	130.03	309.03
18	NRC for Banana, Tiruchirapalli	300.00	50.00	754.84	80.00	1184.84	0.00	0.00	0.00	0.00
19	Dte. for Cashew Research, Puttur	180.00	50.00	567.25	76.00	873.25	0.00	0.00	0.00	0.00
20	AICRP on Cashew, Dte. For Cashew Research, Puttur	80.00	30.00	317.10	0.00	427.10	33.00	10.00	0.00	43.00
21	CCRI, Nagpur	650.00	75.00	851.42	110.00	1686.42	72.80	43.30	0.00	116.10
22	NRC For Grapes, Pune	500.00	75.00	614.54	100.00	1289.54	16.31	30.00	0.00	46.31
23	DMAPR, Anand	200.00	5.00	565.42	25.00	795.42	5.00	0.00	0.00	5.00
24	AICRP on MAP & Betelvine, DMAPR, Anand	70.00	0.00	891.86	0.00	961.86	7.00	0.00	0.00	7.00
25	Dte. on Mushroom, Solan	300.00	75.00	491.74	10.00	876.74	10.00	0.00	0.00	10.00
26	AICRP on Mushroom, DMR, Solan	70.00	20.00	267.56	0.00	357.56	30.00	20.00	0.00	50.00
27	IIOPR, Pedavegi	400.00	100.00	620.02	105.00	1225.02	25.00	15.00	0.00	40.00
28	Dte. on Onion & Garlic, Pune	450.00	50.00	644.43	35.00	1179.43	101.80	20.00	0.00	121.80
29	NRC on Orchids, Sikkim	60.00	0.00	0.00	0.00	60.00	120.00	100.00	336.11	556.11
30	NRC Seed Spices, Ajmer	250.00	50.00	592.45	60.00	952.45	33.00	0.00	0.00	33.00
31	NRC For Litchi, Muzaffarpur	300.00	100.00	376.57	0.00	776.57	42.00	0.00	0.00	42.00
32	NRC for Pomegranate, Solapur	550.00	150.00	346.96	50.00	1096.96	0.00	0.00	0.00	0.00
33	Dte. of Floriculture, Pune	300.00	100.00	340.51	0.00	740.51	34.00	11.80	0.00	45.80
34	AICRP on Floriculture, Dte. of Floriculture, Pune	780.00	10.00	433.51	0.00	1223.51	20.00	10.45	0.00	30.45
Total HORTICULTURAL SCIENCES		12716.00	2300.00	38761.73	11456.32	65234.05	1347.00	593.00	694.55	2634.55
1	CARI, Izatnagar	940.00	225.00	2028.55	600.00	3793.55	25.00	10.00	0.00	35.00
2	CIRB, Hissar	950.00	250.00	2236.21	130.00	3566.21	10.00	0.00	0.00	10.00
3	Network Project on Buffaloes, CIRB, Hissar	518.00	50.00	60.95	0.00	628.95	15.00	0.00	0.00	15.00
4	CIRG, Makhdoom	610.00	100.00	2356.13	556.60	3622.73	35.00	10.00	0.00	45.00
5	AICRP on Goats, CIRG, Makhdoom	350.00	50.00	0.00	0.00	400.00	50.00	5.00	0.00	55.00
6	CSWRI, Avikanagar	1170.00	150.00	3098.34	322.89	4741.23	35.00	10.00	0.00	45.00
7	AICRP on Mega Sheep Seed Project, CSWRI, Avikanagar	171.00	10.00	0.00	0.00	181.00	45.00	10.00	0.00	55.00

Contd...

BUDGET ESTIMATES 2020-21 (Allocation from Govt. Grant)

(₹ In lakhs)

Sl. No.	Name of the Unit/AICRP/Network Project /ATARI etc.	Other than NEH & TSP					NEH				
		Grant in Aid component				Total	Grant in Aid component			Total	
		General	Capital	Salaries	Pension		General	Capital	Salaries		
8	Network on Sheep Improvement, CSWRI, Avikanagar	162.00	10.00	58.86	0.00	230.86	40.00	10.00	0.00	50.00	
9	IVRI, Izatnagar	4373.00	700.00	14668.85	16590.25	36332.10	110.00	25.00	0.00	135.00	
10	Outreach Prog. On Env. Pollutant, IVRI, Izatnagar	110.00	10.00	0.00	0.00	120.00	0.00	0.00	0.00	0.00	
11	Outreach Prog. On Zoonotic Diseases, IVRI, Izatnagar	160.00	10.00	0.00	0.00	170.00	0.00	0.00	0.00	0.00	
12	Outreach Prog, on Ethno vety. Medicine, IVRI, Izatnagar	80.00	10.00	0.00	0.00	90.00	0.00	0.00	0.00	0.00	
13	Network on GIP,IVRI, Izatnagar	70.00	5.00	0.00	0.00	75.00	0.00	0.00	0.00	0.00	
14	Network on BTB, IVRI, Izatnagar	0.00	0.00	0.00	0.00	0.00	0.00	0.00	0.00	0.00	
15	Network on Neonatal Mortality, IVRI, Izatnagar	80.00	10.00	0.00	0.00	90.00	0.00	0.00	0.00	0.00	
16	Network on Diag. Imaging Tech., IVRI, Izatnagar	80.00	15.00	0.00	0.00	95.00	0.00	0.00	0.00	0.00	
17	CRP on V&D, IVRI, Izatnagar	480.00	50.00	0.00	0.00	530.00	0.00	0.00	0.00	0.00	
18	NIHSAD, Bhopal	917.00	150.00	875.50	10.00	1952.50	14.00	0.00	0.00	14.00	
19	NBAGR, Karnal	435.00	150.00	1103.72	300.00	1988.72	90.00	0.00	0.00	90.00	
20	Network Project on Animal Genetic Resources, NBAGR, Karnal	110.00	2.00	0.00	0.00	112.00	55.00	5.00	0.00	60.00	
21	NDRI, Karnal	3812.00	313.00	8989.89	9855.05	22969.94	95.00	5.00	0.00	100.00	
22	NIANP, Bangalore	495.00	180.00	1403.89	25.00	2103.89	25.00	0.00	0.00	25.00	
23	AICRP ON NPAERP + OP on Methan Emission, NIANP, Bangalore	174.00	10.00	0.00	0.00	184.00	20.00	5.00	0.00	25.00	
24	NRC on Camel, Bikaner	435.00	150.00	810.50	100.00	1495.50	0.00	0.00	0.00	0.00	
25	NRC on Equines, Hissar	580.00	120.00	1102.41	2.00	1804.41	30.00	5.00	0.00	35.00	
26	National Centre for Veterinary Type Culture Collection, NRC on Equines, Hissar	200.00	80.00	0.00	0.00	280.00	0.00	0.00	0.00	0.00	
27	NRC on Meat, Hyderabad	220.00	150.00	679.14	100.00	1149.14	30.00	10.00	0.00	40.00	
28	NRC on Mithun	0.00	0.00	0.00	20.00	20.00	410.00	100.00	512.73	1022.73	
29	NRC on Pig, Guwahati	0.00	0.00	0.00	0.00	0.00	350.00	120.00	442.30	912.30	
30	AICRP on Pig, NRC on Pig, Guwahati	150.00	10.00	81.39	0.00	241.39	200.00	70.00	47.48	317.48	
31	Mega seed on Pig, NRC on Pig, Guwahati	150.00	5.00	0.00	0.00	155.00	150.00	20.00	0.00	170.00	
32	NRC on Yak, Dirang	0.00	0.00	0.00	9.00	9.00	395.00	142.00	369.91	906.91	

BUDGET ESTIMATES 2020-21 (Allocation from Govt. Grant)

(₹ In lakhs)

Sl. No.	Name of the Unit/AICRP/Network Project /ATARI etc.	Other than NEH & TSP					NEH				
		Grant in Aid component				Total	Grant in Aid component			Total	
		General	Capital	Salaries	Pension		General	Capital	Salaries		
33	NIVEDI, Bangalore	650.00	100.00	681.57	25.00	1456.57	54.00	20.00	0.00	74.00	
34	CIRC, Meerut	490.00	100.00	915.82	70.00	1575.82	20.00	0.00	0.00	20.00	
35	AICRP on Cattle, CIRC, Meerut	490.00	20.00	247.66	0.00	757.66	20.00	0.00	0.00	20.00	
36	Dte. Of Foot & Mouth Disease, Mukteswar	1050.00	100.00	293.10	50.00	1493.10	45.00	0.00	0.00	45.00	
37	Dte. Of Poultry Research, Hyderabad	1005.00	120.00	1033.62	80.00	2238.62	45.00	10.00	0.00	55.00	
38	AICRP on Poultry, Dte. Of Poultry Research, Hyderabad	170.00	30.00	368.94	0.00	568.94	130.00	20.00	0.00	150.00	
39	Poultry Seed Project, Dte. Of Poultry Research, Hyderabad	210.00	50.00	0.00	0.00	260.00	120.00	25.00	0.00	145.00	
TOTAL ANIMAL SCIENCES		22047.00	3495.00	43095.04	28845.79	97482.83	2663.00	637.00	1372.42	4672.42	
1	CAZRI, Johdhpur	786.00	295.00	5168.74	6000.00	12249.74	0.00	0.00	0.00	0.00	
2	CRIDA, Hyderabad	715.40	184.52	2745.99	660.00	4305.91	0.00	0.00	0.00	0.00	
3	AICRP on Dryland Agriculture, CRIDA, Hyderabad	330.30	10.90	2221.97	0.00	2563.17	0.00	0.00	0.00	0.00	
4	AICRP on Agrometeorology, CRIDA, Hyderabad	98.73	10.90	592.40	0.00	702.03	0.00	0.00	0.00	0.00	
5	IIS & WC (CS & WCR & TI), Dehradun	977.00	114.70	4448.30	700.00	6240.00	0.00	0.00	0.00	0.00	
6	CSSRI, Karnal	780.00	74.33	2638.96	750.00	4243.29	0.00	0.00	0.00	0.00	
7	PCU-SAS, CSSRI, Karnal	58.92	0.00	491.92	0.00	550.84	0.00	0.00	0.00	0.00	
8	ICAR RC For NEH Region.,Barapani	0.00	0.00	6752.74	1700.00	8452.74	2508.12	545.00	0.00	3053.12	
9	ICAR Res. Complex for Eastern Region, Patna	759.02	72.12	2740.66	400.00	3971.80	0.00	0.00	0.00	0.00	
10	CCARI (ICAR Res. Complex), Goa	568.25	100.00	846.25	50.00	1564.50	0.00	0.00	0.00	0.00	
11	IISS, Bhopal	366.60	109.00	1750.56	90.00	2316.16	0.00	0.00	0.00	0.00	
12	AICRP on Micronutrients, IISS, Bhopal	90.26	8.69	603.08	0.00	702.03	0.00	0.00	31.65	31.65	
13	AICRP on Biofertilizer, IISS, Bhopal	35.70	8.69	201.98	0.00	246.37	0.00	0.00	0.00	0.00	
14	AICRP on STCR, IISS, Bhopal	75.88	8.69	659.18	0.00	743.75	2.15	0.00	0.00	2.15	
15	AICRP on LTFE, IISS, Bhopal	53.46	9.46	437.01	0.00	499.93	0.00	0.00	0.00	0.00	
16	CRP on Conservation Agriculture, IISS, Bhopal	205.33	74.74	0.00	0.00	280.07	0.00	0.00	0.00	0.00	
17	NBSS & LUP, Nagpur	917.05	102.55	3664.22	4350.00	9033.82	0.00	0.00	0.00	0.00	
18	CAFRI, Jhansi	268.50	54.33	878.54	85.00	1286.37	0.00	0.00	0.00	0.00	
19	AICRP on Agroforestry, CARI, Jhansi	158.01	34.76	1154.68	0.00	1347.45	34.88	59.81	0.00	94.69	

Contd...

BUDGET ESTIMATES 2020-21 (Allocation from Govt. Grant)

(₹ In lakhs)

Sl. No.	Name of the Unit/AICRP/Network Project /ATARI etc.	Other than NEH & TSP					NEH				
		Grant in Aid component				Total	Grant in Aid component			Total	
		General	Capital	Salaries	Pension		General	Capital	Salaries		
20	IIWM, Bhubaneshwar	279.40	31.00	1021.21	40.00	1371.61	0.00	0.00	0.00	0.00	
21	AICRP on IWM, IIWM, Bhubaneshwar	83.21	9.00	2213.61	0.00	2305.82	0.00	0.00	0.00	0.00	
22	CRP on Water, IIWM, Bhubaneshwar	258.89	56.00	0.00	0.00	314.89	0.00	0.00	0.00	0.00	
23	NRC on Integrated Farming (Mahtma Gandhi Institute of Integrated Farming), Motihari	196.56	198.00	162.64	0.00	557.20	0.00	0.00	0.00	0.00	
24	Dte. Of Weed Research, Jabalpur	390.00	69.98	699.72	50.00	1209.70	0.00	0.00	0.00	0.00	
25	AICRP on Weed Management, DWR, Jabalpur	98.19	7.81	625.96	0.00	731.96	0.00	0.00	0.00	0.00	
26	IIFSR, Modipuram	377.50	40.00	1280.73	300.00	1998.23	0.00	0.00	0.00	0.00	
27	AICRP on Integragted Farming System, IIFSR, Modipuram	209.79	52.14	1860.45	0.00	2122.38	24.91	43.23	0.00	68.14	
28	Network Project on Organic Farming, IIFSR, Modipuram	107.12	19.62	0.00	0.00	126.74	29.90	0.00	0.00	29.90	
29	NIASM, Baramati	541.00	325.00	610.38	0.00	1476.38	0.00	0.00	0.00	0.00	
TOTAL NRM DIVISION		9786.07	2081.93	46471.88	15175.00	73514.88	2599.96	648.04	31.65	3279.65	
30	NICRA, Hyderabad	3870.00	380.00	0.00	0.00	4250.00	440.00	80.00	0.00	520.00	
TOTAL CRAI/NICRA		3870.00	380.00	0.00	0.00	4250.00	440.00	80.00	0.00	520.00	
1	CIBA, Chennai	1161.00	294.00	2313.72	2230.00	5998.72	0.00	0.00	0.00	0.00	
2	AINP on Fish Health, CIBA, Chennai	255.00	40.00	0.00	0.00	295.00	0.00	0.00	0.00	0.00	
3	CIFRI, Barrackpore	667.00	380.00	3088.51	7050.00	11185.51	110.00	40.00	0.00	150.00	
4	CIFA, Bhubaneshwar	1163.00	410.00	2963.38	270.00	4806.38	70.00	10.00	0.00	80.00	
5	CIFE, Mumbai	2588.00	83.00	3497.91	2900.00	9068.91	15.00	5.00	0.00	20.00	
6	CIFT, Kochi	1054.00	320.00	3223.78	210.00	4807.78	15.00	5.00	0.00	20.00	
7	CMFRI, Kochi	1990.00	342.00	6957.06	7820.68	17109.74	0.00	0.00	0.00	0.00	
8	ANIP Mericulture, CMFRI, Kochi	323.00	57.00	0.00	0.00	380.00	0.00	0.00	0.00	0.00	
9	NBFGR, Lucknow	870.00	165.00	1475.87	60.00	2570.87	40.00	10.00	0.00	50.00	
10	CRP Genomics, NBFGR, Lucknow	470.00	40.00	0.00	0.00	510.00	0.00	0.00	0.00	0.00	
11	Dte. Of Coldwater Fisheries Research, Bhimtal	512.40	90.00	743.21	2.30	1347.91	20.00	20.00	0.00	40.00	
TOTAL FISHEREIES		11053.40	2221.00	24263.44	20542.98	58080.82	270.00	90.00	0.00	360.00	

BUDGET ESTIMATES 2020-21 (Allocation from Govt. Grant)

(₹ In lakhs)

Sl. No.	Name of the Unit/AICRP/Network Project /ATARI etc.	Other than NEH & TSP				NEH				
		Grant in Aid component				Total	Grant in Aid component			Total
		General	Capital	Salaries	Pension		General	Capital	Salaries	
1	CIAE, Bhopal	895.00	71.46	3170.86	2050.00	6187.32	0.00	0.00	0.00	0.00
2	AICRP on FIM, CIAE, Bhopal	200.00	70.00	1122.62	0.00	1392.62	30.00	20.00	63.30	113.30
3	AICRP on ESA, CIAE, Bhopal	99.00	40.00	316.76	0.00	455.76	23.00	10.50	57.50	91.00
4	AICRP on EAAI, CIAE, Bhopal	350.00	70.00	867.09	0.00	1287.09	0.00	0.00	0.00	0.00
5	AICRP on UAE, CIAE, Bhopal	130.00	30.00	410.19	0.00	570.19	34.30	8.50	28.78	71.58
6	CRP On FMPF, CIAE, Bhopal	158.00	13.50	0.00	0.00	171.50	21.00	5.00	0.00	26.00
7	CRP On EA, CIAE, Bhopal	103.00	23.25	0.00	0.00	126.25	0.00	0.00	0.00	0.00
8	CIPHET, Ludhiana	550.00	130.00	1076.34	90.00	1846.34	0.00	0.00	0.00	0.00
9	AICRP on PET, CIPHET, Ludhiana	123.25	29.33	302.48	0.00	455.06	30.50	7.00	6.70	44.20
10	AICRP on PHET, CIPHET, Ludhiana	314.00	190.63	1733.21	0.00	2237.84	30.50	25.00	71.36	126.86
11	CRP On SA, CIPHET, Ludhiana	82.00	32.00	0.00	0.00	114.00	0.00	0.00	0.00	0.00
13	CIRCOT, Mumbai	500.00	195.00	1960.62	600.00	3255.62	0.00	0.00	0.00	0.00
14	CRP on Natural Fibres, CIRCOT, Mumbai	82.00	45.00	0.00	0.00	127.00	0.00	0.00	0.00	0.00
15	IINRG, Ranchi	500.00	132.00	1366.46	200.00	2198.46	0.00	0.00	0.00	0.00
16	NWP on HP VANR&G, IINRG, Ranchi	137.75	11.00	0.00	0.00	148.75	14.50	2.00	0.00	16.50
17	NWP on CLIGR, IINRG, Ranchi	161.00	70.53	0.00	0.00	231.53	17.00	2.00	0.00	19.00
18	NINFET, Kolkata	401.00	184.00	1436.04	218.00	2239.04	9.50	5.00	0.00	14.50
TOTAL AGRICULTURAL ENGINEERING		4786.00	1337.70	13762.67	3158.00	23044.37	210.30	85.00	227.64	522.94
1	IASRI including CABin, New Delhi	2166.00	74.00	2881.05	939.44	6060.49	0.00	0.00	0.00	0.00
2	NIAP & PR, New Delhi	476.00	35.00	693.65	5.00	1209.65	0.00	0.00	0.00	0.00
TOTAL ECO. STATISTICS &MANAGEMENT		2642.00	109.00	3574.70	944.44	7270.14	0.00	0.00	0.00	0.00
1	NAARM, Hyderabad	2520.00	400.00	2445.51	4000.00	9365.51	0.00	0.00	0.00	0.00
2	CIWA, Bhubaneshwar	350.00	100.00	557.36	40.00	1047.36	0.00	0.00	0.00	0.00
3	AICRP on Home Science, CIWA, Bhubaneshwar	300.00	0.00	1683.64	0.00	1983.64	0.00	0.00	0.00	0.00
4	Strengthening and Development of Higher Agricultural Education in India	14830.00	19767.00	0.00	0.00	34597.00	560.00	2000.00	0.00	2560.00
TOTAL AG. EDUCATION DIVISION		18000.00	20267.00	4686.51	4040.00	46993.51	560.00	2000.00	0.00	2560.00
1	ICAR Hqrs.	19575.00	4275.00	9092.96	5525.00	38467.96	0.00	0.00	0.00	0.00

Contd...

BUDGET ESTIMATES 2020-21 (Allocation from Govt. Grant)

(₹ In lakhs)

Sl. No.	Name of the Unit/AICRP/Network Project /ATARI etc.	Other than NEH & TSP					NEH				
		Grant in Aid component				Total	Grant in Aid component			Total	
		General	Capital	Salaries	Pension		General	Capital	Salaries		
	TOTAL ICAR HQRS.	19575.00	4275.00	9092.96	5525.00	38467.96	0.00	0.00	0.00	0.00	
1	PIU, NASF	3600.00	1900.00	46.82	0.00	5546.82	0.00	0.00	0.00	0.00	
	TOTAL NASF	3600.00	1900.00	46.82	0.00	5546.82	0.00	0.00	0.00	0.00	
1	DKMA, New Delhi	479.60	27.50	506.98	0.00	1014.08	0.00	0.00	0.00	0.00	
2	ATARI ZONE-I, Ludhiana	838.85	476.37	8474.14	5.00	9794.36	0.00	0.00	0.00	0.00	
3	ATARI ZONE-II, Jodhpur	703.03	494.03	7639.96	1.00	8838.02	0.00	0.00	0.00	0.00	
4	ATARI ZONE-III, Kanpur	802.03	544.13	10220.67	1.00	11567.83	0.00	0.00	0.00	0.00	
5	ATARI ZONE-IV, Patna	712.93	494.03	5808.73	0.00	7015.69	0.00	0.00	0.00	0.00	
6	ATARI ZONE-V, Kolkata	705.23	365.48	6321.96	0.00	7392.67	0.00	0.00	0.00	0.00	
7	ATARI ZONE-VI, Guwahati	497.14	410.33	0.00	0.00	907.47	391.00	320.24	5855.25	6566.49	
8	ATARI ZONE-VII, Barapani	476.04	438.13	0.00	80.00	994.17	375.48	281.28	6314.13	6970.89	
9	ATARI ZONE-VIII, Pune	902.54	613.93	8955.60	0.00	10472.07	0.00	0.00	0.00	0.00	
10	ATARI ZONE-IX, Jabalpur	956.85	597.43	6693.03	0.00	8247.31	0.00	0.00	0.00	0.00	
11	ATARI ZONE-X, Hyderabad	866.93	606.23	7745.20	60.00	9278.36	0.00	0.00	0.00	0.00	
12	ATARI ZONE-XI, Bangalore	710.33	521.62	6229.43	5.00	7466.38	0.00	0.00	0.00	0.00	
13	FARMER FIRST	990.00	165.00	0.00	0.00	1155.00	0.00	0.00	0.00	0.00	
14	ARYA	1067.10	870.19	0.00	0.00	1937.29	0.00	0.00	0.00	0.00	
15	Agricultural Extension (for arya)	20.00	0.00	0.00	0.00	20.00	0.00	0.00	0.00	0.00	
16	NETWORK PROJECT	145.00	0.00	0.00	0.00	145.00	0.00	0.00	0.00	0.00	
17	DISASTER MGMT.	25.00	75.00	0.00	0.00	100.00	0.00	0.00	0.00	0.00	
	TOTAL AGRICULTURAL EXTENSION	10898.60	6699.40	68595.70	152.00	86345.70	766.48	601.52	12169.38	13537.38	
1	NAHEP (EAP)	13800.00	9200.00	0.00	0.00	23000.00	0.00	0.00	0.00	0.00	
	Total NAHEP	13800.00	9200.00	0.00	0.00	23000.00	0.00	0.00	0.00	0.00	
	GRAND TOTAL	170774.07	76266.03	345500.00	128425.00	720840.50	10956.74	6146.56	16000.00	33103.30	

BUDGET ESTIMATES 2020-21 (Allocation from Govt. Grant)

(Rs. In lakhs)

Sl. No.	Name of the Unit/AICRP/ Network Project/ATARI etc.	TSP		Total	SCSP		Total	Grand Total					Total
		Grant in Aid component			Grant in Aid component			Grant in Aid component					
		General	Capital	General	Capital	Total General	Capital	Grand total- General + Capital	General with Pension	Salaries			
1	CICR, Nagpur	33.19	0.00	33.19	140.00	30.00	170.00	1028.19	380.00	1408.19	1483.19	3020.22	4883.41
2	AICRP on Cotton, CICR, Nagpur	0.00	0.00	0.00	0.00	0.00	0.00	203.00	0.00	203.00	203.00	1456.41	1659.41
3	CRIJAF, Barrackpore	0.00	0.00	0.00	55.00	20.00	75.00	810.00	50.00	860.00	1220.00	2301.48	3571.48
4	AINPJAF, CRIJAF, Barrackpore	0.00	0.00	0.00	0.00	0.00	0.00	120.00	0.00	120.00	120.00	303.47	423.47
5	NRRI, Cuttack	90.00	21.00	111.00	388.00	120.00	508.00	1738.00	841.00	2579.00	6738.00	3689.22	11268.22
6	Incentivizing Research in Agriculture, NRRI, Cuttack	0.00	0.00	0.00	0.00	0.00	0.00	900.00	400.00	1300.00	900.00	0.00	1300.00
7	CTRI, Rajamundry	0.00	0.00	0.00	151.00	10.00	161.00	556.00	30.00	586.00	3056.00	2224.15	5310.15
8	NETWORK on Tobacco, CTRI, Rajamundry	0.00	0.00	0.00	0.00	0.00	0.00	72.00	0.00	72.00	72.00	179.20	251.20
9	IARI, New Delhi	50.00	68.00	118.00	600.00	250.00	850.00	12440.00	5318.00	17758.00	32440.00	23022.65	60780.65
10	Pesticide Residues, IARI, New Delhi	0.00	0.00	0.00	0.00	15.00	15.00	160.00	80.00	240.00	160.00	453.66	693.66
11	AICRP Nematode, IARI, New Delhi	27.28	0.00	27.28	0.00	0.00	0.00	167.28	0.00	167.28	167.28	158.16	325.44
12	CRP On Hybrid Technology, IARI, New Delhi	0.00	0.00	0.00	0.00	0.00	0.00	550.00	70.00	620.00	550.00	0.00	620.00
13	CRP On Molecular Breeding, IARI, New Delhi	0.00	0.00	0.00	0.00	0.00	0.00	410.00	70.00	480.00	410.00	0.00	480.00
14	AICRP on Honey Bee & Pollinators, IARI, New Delhi	50.00	3.65	53.65	0.00	0.00	0.00	220.00	3.65	223.65	220.00	385.97	609.62
15	IARI Types Deemed University, Assam	0.00	0.00	0.00	10.00	50.00	60.00	240.00	2667.00	2907.00	240.00	0.00	2907.00
16	IARI Types Deemed University, Jharkhand	50.00	0.00	50.00	120.00	500.00	620.00	392.00	4500.00	4892.00	392.00	225.00	5117.00
17	IGFRI, Jhansi	30.00	0.00	30.00	80.00	20.00	100.00	880.00	70.00	950.00	1530.00	3687.49	5287.49

Contd...

BUDGET ESTIMATES 2020-21 (Allocation from Govt. Grant)

(Rs. In lakhs)

Sl. No.	Name of the Unit/AICRP/ Network Project/ATARI etc.	TSP		Total	SCSP		Total	Grand Total					Total
		Grant in Aid component			Grant in Aid component			Grant in Aid component					
		General	Capital	General	Capital	Total General	Capital	Grand total- General + Capital	General with Pension	Salaries			
18	AICRP on Forage Crops and Utilization, IGFRI, Jhansi	60.00	0.00	60.00	0.00	0.00	0.00	235.00	0.00	235.00	235.00	1159.63	1394.63
19	IIPR, Kanpur	35.00	0.00	35.00	110.00	120.00	230.00	975.00	810.00	1785.00	1175.00	2434.97	4419.97
20	AICRP on Chickpea, IIPR, Kanpur	58.00	0.00	58.00	0.00	0.00	0.00	233.00	0.00	233.00	233.00	931.55	1164.55
21	AICRP on Mullarp, IIPR, Kanpur	77.54	0.00	77.54	0.00	0.00	0.00	252.54	0.00	252.54	252.54	1192.63	1445.17
22	AICRP on Pigeonpea, IIPR, Kanpur	19.39	0.00	19.39	0.00	0.00	0.00	168.09	0.00	168.09	168.09	887.07	1055.16
23	AICRP on Arid Legumes, IIPR Kanpur	20.00	0.00	20.00	0.00	0.00	0.00	85.00	0.00	85.00	85.00	339.56	424.56
24	IISR, Lucknow	30.00	0.00	30.00	400.00	120.00	520.00	2350.00	245.00	2595.00	5350.00	3053.52	8648.52
25	AICRP on Sugarcane, IISR, Lucknow	35.00	0.00	35.00	0.00	0.00	0.00	200.00	0.00	200.00	200.00	752.30	952.30
26	NBAIM, Maunath Bhanjan	20.00	0.00	20.00	80.00	10.00	90.00	700.00	50.00	750.00	706.00	511.87	1267.87
27	AMAAS, NBAIM, Mau	20.00	0.00	20.00	0.00	0.00	0.00	370.00	0.00	370.00	370.00	0.00	370.00
28	NBPGR, New Delhi	60.00	0.00	60.00	450.00	120.00	570.00	2360.00	795.00	3155.00	6360.00	4796.03	11951.03
29	AICRP POTENTIAL CROP, NBPGR, New Delhi	35.00	0.00	35.00	0.00	0.00	0.00	195.00	0.00	195.00	195.00	263.25	458.25
30	CRP-AGRO BIODIVERSITY, NBPGR, New Delhi	0.00	0.00	0.00	0.00	0.00	0.00	370.00	15.00	385.00	370.00	0.00	385.00
31	SBI, Coimbatore	50.00	0.00	50.00	60.00	30.00	90.00	970.00	145.00	1115.00	1319.47	3312.81	4777.28
32	VPKAS, Almora	50.00	0.00	50.00	170.00	120.00	290.00	980.00	870.00	1850.00	1080.00	1404.78	3354.78
33	NRCIPM, New Delhi	25.00	0.00	25.00	10.00	10.00	20.00	375.00	510.00	885.00	625.00	844.50	1979.50
34	AINP On Soil Arthropod Pests, NRCIPM, New Delhi	50.00	0.00	50.00	0.00	0.00	0.00	175.00	0.00	175.00	175.00	249.43	424.43
35	AINP on Agricultural Acarology, NRCIPM, New Delhi	20.00	0.00	20.00	0.00	0.00	0.00	103.20	0.00	103.20	103.20	183.33	286.53

113

ICAR BUDGET BOOK 2021-22

Contd...

BUDGET ESTIMATES 2020-21 (Allocation from Govt. Grant)

(Rs. In lakhs)

Sl. No.	Name of the Unit/AICRP/ Network Project/ATARI etc.	TSP		Total	SCSP		Total	Grand Total					Total
		Grant in Aid component			Grant in Aid component			Grant in Aid component					
		General	Capital	General	Capital	Total General	Capital	Grand total- General + Capital	General with Pension	Salaries			
36	DGR, Junagadh	30.00	0.00	30.00	105.00	20.00	125.00	685.00	220.00	905.00	885.00	976.54	2081.54
37	AICRP on Groudnut, DGR, Junagadh	46.00	0.00	46.00	0.00	0.00	0.00	261.00	0.00	261.00	261.00	959.22	1220.22
38	NRC Plant Biotechnology, New Delhi	0.00	0.00	0.00	160.00	0.00	160.00	600.00	200.00	800.00	775.00	1017.13	1992.13
39	NETWORK PROJECT ON TRANSGENIC IN CROPS, NRCPB, New Delhi	0.00	0.00	0.00	0.00	0.00	0.00	400.00	30.00	430.00	400.00	0.00	430.00
40	DR & MR, Bharatpur	50.00	0.00	50.00	35.00	20.00	55.00	530.00	90.00	620.00	570.00	783.21	1443.21
41	AICRP on R&M, DR & MR, Bharatpur	20.00	0.00	20.00	0.00	0.00	0.00	300.00	0.00	300.00	300.00	987.93	1287.93
42	IIMR, Hyderabad	50.00	0.00	50.00	170.00	30.00	200.00	880.00	95.00	975.00	1140.00	1659.73	2894.73
43	AICRP on Sorghum, IIMR, Hyderabad	35.00	0.00	35.00	0.00	0.00	0.00	200.00	0.00	200.00	200.00	743.22	943.22
44	AICRP on Pearl Millets, IIMR, Hyderabad	30.00	0.00	30.00	0.00	0.00	0.00	450.00	0.00	450.00	450.00	718.26	1168.26
45	AICRP on Small Millets, IIMR, Hyderabad	25.00	0.00	25.00	0.00	0.00	0.00	100.00	0.00	100.00	100.00	495.48	595.48
46	DSR, Indore	20.00	0.00	20.00	10.00	30.00	40.00	440.00	70.00	510.00	590.00	1243.36	1903.36
47	AICRP on Soyabean, Indore	30.00	0.00	30.00	0.00	0.00	0.00	190.00	0.00	190.00	190.00	940.07	1130.07
48	NBAIR, Bengaluru	25.00	0.00	25.00	35.00	0.00	35.00	475.00	130.00	605.00	595.00	1189.89	1914.89
49	AICRP on Biological Control, NBAIR, Bengaluru	50.00	0.00	50.00	0.00	0.00	0.00	435.00	0.00	435.00	435.00	217.81	652.81
50	IIMR, Ludhiana	30.00	0.00	30.00	104.00	30.00	134.00	694.00	780.00	1474.00	724.00	705.80	2209.80
51	AICRP On Maize, IIMR, New Delhi	80.46	0.00	80.46	0.00	0.00	0.00	402.56	0.00	402.56	402.56	1732.19	2134.75
52	IIOR, Hyderabad	31.00	0.00	31.00	150.00	30.00	180.00	731.00	130.00	861.00	961.00	2165.16	3256.16
53	AICRP on Oilseed, Hyderabad	20.00	0.00	20.00	0.00	0.00	0.00	185.00	0.00	185.00	185.00	1054.10	1239.10

Contd...

BUDGET ESTIMATES 2020-21 (Allocation from Govt. Grant)

(Rs. In lakhs)

Sl. No.	Name of the Unit/AICRP/ Network Project/ATARI etc.	TSP		Total	SCSP		Total	Grand Total					Total
		Grant in Aid component			Grant in Aid component			Grant in Aid component					
		General	Capital	General	Capital	Total General	Capital	Grand total- General + Capital	General with Pension	Salaries			
54	AICRP on Linseed, IIOR, Hyderabad	20.00	3.60	23.60	0.00	0.00	0.00	116.00	3.60	119.60	116.00	445.36	564.96
55	AICRP on Sesame & Niger, IIOR, Hyderabad	20.00	0.00	20.00	0.00	0.00	0.00	110.00	0.00	110.00	110.00	373.27	483.27
56	IIRR, Hyderabad	40.00	0.00	40.00	155.00	30.00	185.00	1055.00	180.00	1235.00	1305.00	2708.07	4193.07
57	AICRP on Rice, IIRR, Hyderabad	40.00	0.00	40.00	0.00	0.00	0.00	720.00	0.00	720.00	720.00	3270.44	3990.44
58	CRP on Rice Biofortification, IIRR, Hyderabad	0.00	0.00	0.00	0.00	0.00	0.00	665.00	25.00	690.00	665.00	0.00	690.00
59	IIWBR, Karnal	15.00	0.00	15.00	40.00	30.00	70.00	745.00	230.00	975.00	955.00	1971.17	3156.17
60	AICRP on Wheat & Barley, IIWBR, Karnal	20.00	0.00	20.00	0.00	0.00	0.00	288.00	0.00	288.00	288.00	1385.15	1673.15
61	IISS, Maunath Bhanjan	25.00	0.00	25.00	45.00	35.00	80.00	425.00	125.00	550.00	425.00	373.19	923.19
62	AICRP NSP (CROPS), DSR, Maunath Bhanjan	100.00	0.00	100.00	0.00	0.00	0.00	380.00	30.00	410.00	380.00	2123.50	2533.50
63	Seed Production in Agricultural Corps and Fisheries, DSR, Mau	51.60	0.00	51.60	0.00	0.00	0.00	731.60	50.00	781.60	731.60	0.00	781.60
64	NIBSM, Raipur	35.54	0.00	35.54	70.00	100.00	170.00	400.54	2600.00	3000.54	400.54	407.83	3408.37
65	IAB, Ranchi	25.00	0.00	25.00	35.00	100.00	135.00	280.00	2600.00	2880.00	280.00	339.20	3219.20
66	AINP on Vertebrate Pest Management, (CAZRI, Jodhpur)	40.00	3.75	43.75	0.00	0.00	0.00	180.00	3.75	183.75	180.00	242.32	426.07
	Total Crop Sciences	2000.00	100.00	2100.00	3938.00	2000.00	5938.00	46038.00	25512.00	71550.00	84623.47	94652.91	204788.38
1	CIARI, Port Blair	20.00	0.00	20.00	0.00	0.00	0.00	420.00	50.00	470.00	670.00	2053.92	2773.92
2	CIAH, Bikaner	0.00	0.00	0.00	20.00	5.00	25.00	320.00	155.00	475.00	520.00	1563.47	2238.47
3	AICRP on AZF, CIAH, Bikaner	0.00	0.00	0.00	6.00	5.00	11.00	96.00	25.00	121.00	96.00	688.72	809.72
4	CISH, Lucknow	67.00	8.00	75.00	60.00	10.00	70.00	887.00	143.00	1030.00	1437.00	1770.88	3350.88

BUDGET ESTIMATES 2020-21 (Allocation from Govt. Grant)

(Rs. In lakhs)

Sl. No.	Name of the Unit/AICRP/ Network Project/ATARI etc.	TSP		Total	SCSP		Total	Grand Total					Total
		Grant in Aid component			Grant in Aid component			Grant in Aid component					
		General	Capital	General	Capital	Total General	Capital	Grand total- General + Capital	General with Pension	Salaries			
5	CITH, Srinagar	35.50	0.00	35.50	85.00	0.00	85.00	686.50	40.00	726.50	696.50	515.90	1252.40
6	CPCRI, Kasaragod	56.99	5.00	61.99	117.85	9.99	127.84	1291.89	329.99	1621.88	4637.21	3217.22	8184.42
7	AICRP on Palms, CPCRI, Kasaragod	7.83	0.00	7.83	15.11	0.00	15.11	121.14	25.70	146.84	121.14	420.16	567.00
8	CPRI, Shimla	0.00	0.00	0.00	0.00	0.00	0.00	606.00	157.00	763.00	3006.00	4265.84	7428.84
9	AICRP on Potato, CPRI, Shimla	30.00	0.00	30.00	50.00	0.00	50.00	184.50	3.00	187.50	184.50	491.04	678.54
10	CTCRI, Thiruvanthapuram	18.00	4.00	22.00	36.00	7.00	43.00	422.00	69.00	491.00	672.00	1907.83	2648.83
11	AICRP on Tuber Crops, CTCRI, Thiruvanthapuram	9.00	1.15	10.15	17.50	2.50	20.00	183.50	26.40	209.90	183.50	269.30	479.20
12	IIHR, Bangalore	60.00	0.00	60.00	60.00	30.00	90.00	1328.00	230.00	1558.00	4928.00	5854.40	11012.40
13	AICRP on Fruit, IIHR, Bangalore	50.00	5.00	55.00	85.00	10.00	95.00	685.00	115.00	800.00	685.00	1960.77	2760.77
14	IISR, Calicut	35.36	0.00	35.36	72.55	0.00	72.55	693.39	180.00	873.39	803.39	1390.73	2374.12
15	AICRP on Spices, IISR, Calicut	9.56	0.00	9.56	28.10	0.00	28.10	211.52	30.00	241.52	211.52	435.34	676.86
16	IIVR, Varanasi	15.00	5.00	20.00	20.00	5.00	25.00	565.00	186.00	751.00	655.00	1703.47	2544.47
17	AICRP on Vegetables, IIVR, Varanasi	30.00	5.00	35.00	40.00	5.00	45.00	529.00	50.00	579.00	529.00	1935.00	2514.00
18	NRC for Banana, Tiruchirapalli	0.00	0.00	0.00	50.00	34.30	84.30	350.00	84.30	434.30	430.00	754.84	1269.14
19	Dte. for Cashew Research, Puttur	40.00	3.00	43.00	50.00	18.00	68.00	270.00	71.00	341.00	346.00	567.25	984.25
20	AICRP on Cashew, Dte. For Cashew Research, Puttur	14.00	4.40	18.40	25.00	9.00	34.00	152.00	53.40	205.40	152.00	317.10	522.50
21	CCRI, Nagpur	29.90	8.65	38.55	62.02	25.94	87.96	814.72	152.89	967.61	924.72	851.42	1929.03
22	NRC For Grapes, Pune	27.69	20.00	47.69	74.38	10.00	84.38	618.38	135.00	753.38	718.38	614.54	1467.92
23	DMAPR, Anand	5.00	0.00	5.00	15.00	0.00	15.00	225.00	5.00	230.00	250.00	565.42	820.42

Contd...

BUDGET ESTIMATES 2020-21 (Allocation from Govt. Grant)

(Rs. In lakhs)

Sl. No.	Name of the Unit/AICRP/ Network Project/ATARI etc.	TSP		Total	SCSP		Total	Grand Total					Total
		Grant in Aid component			Grant in Aid component			Grant in Aid component					
		General	Capital	General	Capital	Total General	Capital	Grand total- General + Capital	General with Pension	Salaries			
24	AICRP on MAP & Betelvine, DMAPR, Anand	10.00	0.00	10.00	10.00	0.00	10.00	97.00	0.00	97.00	97.00	891.86	988.86
25	Dte. on Mushroom, Solan	5.00	0.00	5.00	30.00	10.00	40.00	345.00	85.00	430.00	355.00	491.74	931.74
26	AICRP on Mushroom, DMR, Solan	5.00	0.00	5.00	30.00	10.00	40.00	135.00	50.00	185.00	135.00	267.56	452.56
27	IIOPR, Pedavegi	10.00	5.00	15.00	35.00	6.00	41.00	470.00	126.00	596.00	575.00	620.02	1321.02
28	Dte. on Onion & Garlic, Pune	43.77	0.00	43.77	84.49	0.00	84.49	680.06	70.00	750.06	715.06	644.43	1429.49
29	NRC on Orchids, Sikkim	10.00	5.00	15.00	20.00	10.00	30.00	210.00	115.00	325.00	210.00	336.11	661.11
30	NRC Seed Spices, Ajmer	15.00	0.00	15.00	28.00	7.00	35.00	326.00	57.00	383.00	386.00	592.45	1035.45
31	NRC For Litchi, Muzaffarpur	38.40	2.00	40.40	35.00	0.00	35.00	415.40	102.00	517.40	415.40	376.57	893.97
32	NRC for Pomegranate, Solapur	15.00	7.00	22.00	35.00	20.00	55.00	600.00	177.00	777.00	650.00	346.96	1173.96
33	Dte. of Floriculture, Pune	15.00	4.70	19.70	28.00	10.00	38.00	377.00	126.50	503.50	377.00	340.51	844.01
34	AICRP on Floriculture, Dte. of Floriculture, Pune	10.00	3.10	13.10	20.00	5.27	25.27	830.00	28.82	858.82	830.00	433.51	1292.33
Total HORTICULTURAL SCIENCES		738.00	96.00	834.00	1345.00	265.00	1610.00	16146.00	3254.00	19400.00	27602.32	39456.28	70312.60
1	CARI, Izatnagar	30.00	0.00	30.00	95.00	30.00	125.00	1090.00	265.00	1355.00	1690.00	2028.55	3983.55
2	CIRB, Hissar	2.00	0.00	2.00	40.00	15.00	55.00	1002.00	265.00	1267.00	1132.00	2236.21	3633.21
3	Network Project on Buffaloes, CIRB, Hissar	0.00	0.00	0.00	50.00	15.00	65.00	583.00	65.00	648.00	583.00	60.95	708.95
4	CIRG, Makhdoom	30.00	0.00	30.00	56.00	15.00	71.00	731.00	125.00	856.00	1287.60	2356.13	3768.73
5	AICRP on Goats, CIRG, Makhdoom	95.00	0.00	95.00	50.00	0.00	50.00	545.00	55.00	600.00	545.00	0.00	600.00
6	CSWRI, Avikanagar	100.00	5.00	105.00	130.00	20.00	150.00	1435.00	185.00	1620.00	1757.89	3098.34	5041.23
7	AICRP on Mega Sheep Seed Project, CSWRI, Avikanagar	20.00	0.00	20.00	15.00	0.00	15.00	251.00	20.00	271.00	251.00	0.00	271.00

BUDGET ESTIMATES 2020-21 (Allocation from Govt. Grant)

(Rs. In lakhs)

Sl. No.	Name of the Unit/AICRP/ Network Project/ATARI etc.	TSP		Total	SCSP		Total	Grand Total					Total
		Grant in Aid component			Grant in Aid component			Grant in Aid component					
		General	Capital	General	Capital	Total General	Capital	Grand total- General + Capital	General with Pension	Salaries			
8	Network on Sheep Improvement, CSWRI, Avikanagar	70.00	0.00	70.00	30.00	0.00	30.00	302.00	20.00	322.00	302.00	58.86	380.86
9	IVRI, Izatnagar	90.00	4.00	94.00	420.00	50.00	470.00	4993.00	779.00	5772.00	21583.25	14668.85	37031.10
10	Outreach Prog. On Env. Pollutant, IVRI, Izatnagar	0.00	0.00	0.00	15.00	0.00	15.00	125.00	10.00	135.00	125.00	0.00	135.00
11	Outreach Prog. On Zoonotic Diseases, IVRI, Izatnagar	0.00	0.00	0.00	10.00	0.00	10.00	170.00	10.00	180.00	170.00	0.00	180.00
12	Outreach Prog, on Ethno vety. Medicine, IVRI, Izatnagar	0.00	0.00	0.00	10.00	0.00	10.00	90.00	10.00	100.00	90.00	0.00	100.00
13	Network on GIP,IVRI, Izatnagar	0.00	0.00	0.00	9.00	0.00	9.00	79.00	5.00	84.00	79.00	0.00	84.00
14	Network on BTB, IVRI, Izatnagar	0.00	0.00	0.00	0.00	0.00	0.00	0.00	0.00	0.00	0.00	0.00	0.00
15	Network on Neonatal Mortality, IVRI, Izatnagar	0.00	0.00	0.00	12.00	0.00	12.00	92.00	10.00	102.00	92.00	0.00	102.00
16	Network on Diag. Imaging Tech., IVRI, Izatnagar	0.00	0.00	0.00	10.00	0.00	10.00	90.00	15.00	105.00	90.00	0.00	105.00
17	CRP on V&D, IVRI, Izatnagar	0.00	0.00	0.00	50.00	8.00	58.00	530.00	58.00	588.00	530.00	0.00	588.00
18	NIHSAD, Bhopal	0.00	0.00	0.00	88.00	21.00	109.00	1019.00	171.00	1190.00	1029.00	875.50	2075.50
19	NBAGR, Karnal	0.00	0.00	0.00	100.00	5.00	105.00	625.00	155.00	780.00	925.00	1103.72	2183.72
20	Network Project on Animal Genetic Resources, NBAGR, Karnal	35.00	0.00	35.00	11.00	0.00	11.00	211.00	7.00	218.00	211.00	0.00	218.00
21	NDRI, Karnal	70.00	2.00	72.00	408.00	60.00	468.00	4385.00	380.00	4765.00	14240.05	8989.89	23609.94
22	NIANP, Bangalore	0.00	0.00	0.00	57.00	20.00	77.00	577.00	200.00	777.00	602.00	1403.89	2205.89
23	AICRP ON NPAERP + OP on Methan Emission, NIANP, Bangalore	10.00	0.00	10.00	15.00	4.00	19.00	219.00	19.00	238.00	219.00	0.00	238.00

Contd...

BUDGET ESTIMATES 2020-21 (Allocation from Govt. Grant)

(Rs. In lakhs)

Sl. No.	Name of the Unit/AICRP/ Network Project/ATARI etc.	TSP		Total	SCSP		Total	Grand Total					Total
		Grant in Aid component			Grant in Aid component			Grant in Aid component					
		General	Capital	General	Capital	Total General	Capital	Grand total- General + Capital	General with Pension	Salaries			
24	NRC on Camel, Bikaner	25.00	1.00	26.00	43.00	12.00	55.00	503.00	163.00	666.00	603.00	810.50	1576.50
25	NRC on Equines, Hissar	2.00	0.00	2.00	27.00	5.00	32.00	639.00	130.00	769.00	641.00	1102.41	1873.41
26	National Centre for Veterinary Type Culture Collection, NRC on Equines, Hissar	0.00	0.00	0.00	22.00	3.00	25.00	222.00	83.00	305.00	222.00	0.00	305.00
27	NRC on Meat, Hyderabad	0.00	0.00	0.00	50.00	0.00	50.00	300.00	160.00	460.00	400.00	679.14	1239.14
28	NRC on Mithun	90.00	0.00	90.00	0.00	0.00	0.00	500.00	100.00	600.00	520.00	512.73	1132.73
29	NRC on Pig, Guwahati	150.00	12.00	162.00	50.00	10.00	60.00	550.00	142.00	692.00	550.00	442.30	1134.30
30	AICRP on Pig, NRC on Pig, Guwahati	180.00	0.00	180.00	50.00	0.00	50.00	580.00	80.00	660.00	580.00	128.87	788.87
31	Mega seed on Pig, NRC on Pig, Guwahati	80.00	0.00	80.00	40.00	10.00	50.00	420.00	35.00	455.00	420.00	0.00	455.00
32	NRC on Yak, Dirang	100.00	15.00	115.00	30.00	10.00	40.00	525.00	167.00	692.00	534.00	369.91	1070.91
33	NIVEDI, Bangalore	0.00	0.00	0.00	9.00	25.00	34.00	713.00	145.00	858.00	738.00	681.57	1564.57
34	CIRC, Meerut	0.00	0.00	0.00	51.00	8.00	59.00	561.00	108.00	669.00	631.00	915.82	1654.82
35	AICRP on Cattle, CIRC, Meerut	35.00	0.00	35.00	54.00	0.00	54.00	599.00	20.00	619.00	599.00	247.66	866.66
36	Dte. Of Foot & Mouth Disease, Mukteswar	36.00	0.00	36.00	95.00	30.00	125.00	1226.00	130.00	1356.00	1276.00	293.10	1699.10
37	Dte. Of Poultry Research, Hyderabad	25.00	0.00	25.00	60.00	15.00	75.00	1135.00	145.00	1280.00	1215.00	1033.62	2393.62
38	AICRP on Poultry, Dte. Of Poultry Research, Hyderabad	50.00	0.00	50.00	20.00	8.00	28.00	370.00	58.00	428.00	370.00	368.94	796.94
39	Poultry Seed Project, Dte. Of Poultry Research, Hyderabad	55.00	0.00	55.00	40.00	18.00	58.00	425.00	93.00	518.00	425.00	0.00	518.00
TOTAL ANIMAL SCIENCES		1380.00	39.00	1419.00	2322.00	417.00	2739.00	28412.00	4588.00	33000.00	57257.79	44467.46	106313.25
1	CAZRI, Johdhpur	49.84	34.91	84.75	70.85	38.15	109.00	906.69	368.06	1274.75	6906.69	5168.74	12443.49
2	CRIDA, Hyderabad	0.00	0.00	0.00	76.30	27.25	103.55	791.70	211.77	1003.47	1451.70	2745.99	4409.46

BUDGET ESTIMATES 2020-21 (Allocation from Govt. Grant)

(Rs. In lakhs)

Sl. No.	Name of the Unit/AICRP/ Network Project/ATARI etc.	TSP		Total	SCSP		Total	Grand Total					Total
		Grant in Aid component			Grant in Aid component			Grant in Aid component					
		General	Capital	General	Capital	Total General	Capital	Grand total- General + Capital	General with Pension	Salaries			
3	AICRP on Dryland Agriculture, CRIDA, Hyderabad	0.00	0.00	0.00	38.15	1.27	39.42	368.45	12.17	380.62	368.45	2221.97	2602.59
4	AICRP on Agrometeorology, CRIDA, Hyderabad	0.00	0.00	0.00	11.44	1.27	12.71	110.17	12.17	122.34	110.17	592.40	714.74
5	IIS & WC (CS & WCR & TI), Dehradun	30.91	17.78	48.69	98.10	12.77	110.87	1106.01	145.25	1251.26	1806.01	4448.30	6399.56
6	CSSRI, Karnal	0.00	0.00	0.00	75.85	9.58	85.43	855.85	83.91	939.76	1605.85	2638.96	4328.72
7	PCU-SAS, CSSRI, Karnal	0.00	0.00	0.00	6.86	0.00	6.86	65.78	0.00	65.78	65.78	491.92	557.70
8	ICAR RC For NEH Region., Barapani	428.92	43.60	472.52	109.00	10.90	119.90	3046.04	599.50	3645.54	4746.04	6752.74	12098.28
9	ICAR Res. Complex for Eastern Region, Patna	0.00	0.00	0.00	76.30	14.05	90.35	835.32	86.17	921.49	1235.32	2740.66	4062.15
10	CCARI (ICAR Res. Complex), Goa	29.89	19.93	49.82	54.50	11.48	65.98	652.64	131.41	784.05	702.64	846.25	1680.30
11	IISS, Bhopal	19.93	0.00	19.93	32.70	6.38	39.08	419.23	115.38	534.61	509.23	1750.56	2375.17
12	AICRP on Micronutrients, IISS, Bhopal	9.96	0.00	9.96	9.88	1.22	11.10	110.10	9.91	120.01	110.10	634.73	754.74
13	AICRP on Biofertilizer, IISS, Bhopal	0.00	0.00	0.00	4.15	1.30	5.45	39.85	9.99	49.84	39.85	201.98	251.82
14	AICRP on STCR, IISS, Bhopal	10.85	0.00	10.85	9.62	1.38	11.00	98.50	10.07	108.57	98.50	659.18	767.75
15	AICRP on LTFE, IISS, Bhopal	24.91	0.00	24.91	4.67	1.27	5.94	83.04	10.73	93.77	83.04	437.01	530.78
16	CRP on Conservation Agriculture, IISS, Bhopal	0.00	0.00	0.00	23.92	10.98	34.90	229.25	85.72	314.97	229.25	0.00	314.97
17	NBSS & LUP, Nagpur	0.00	0.00	0.00	82.20	11.48	93.68	999.25	114.03	1113.28	5349.25	3664.22	9127.50
18	CAFRI, Jhansi	0.00	0.00	0.00	21.80	12.13	33.93	290.30	66.46	356.76	375.30	878.54	1320.30
19	AICRP on Agroforestry, CARI, Jhansi	16.35	0.00	16.35	18.41	5.11	23.52	227.65	99.68	327.33	227.65	1154.68	1482.01
20	IIWM, Bhubaneshwar	10.00	5.00	15.00	21.80	9.54	31.34	311.20	45.54	356.74	351.20	1021.21	1417.95

Contd...

BUDGET ESTIMATES 2020-21 (Allocation from Govt. Grant)

(Rs. In lakhs)

Sl. No.	Name of the Unit/AICRP/ Network Project/ATARI etc.	TSP		Total	SCSP		Total	Grand Total					Total
		Grant in Aid component			Grant in Aid component			Grant in Aid component					
		General	Capital	General	Capital	Total General	Capital	Grand total- General + Capital	General with Pension	Salaries			
21	AICRP on IWM, IIWM, Bhubaneshwar	0.00	0.00	0.00	8.42	1.27	9.69	91.63	10.27	101.90	91.63	2213.61	2315.51
22	CRP on Water, IIWM, Bhubaneshwar	0.00	0.00	0.00	27.25	12.77	40.02	286.14	68.77	354.91	286.14	0.00	354.91
23	NRC on Integrated Farming (Mahtma Gandhi Institute of Integrated Farming), Motihari	0.00	0.00	0.00	10.90	79.46	90.36	207.46	277.46	484.92	207.46	162.64	647.56
24	Dte. Of Weed Research, Jabalpur	0.00	0.00	0.00	10.90	7.57	18.47	400.90	77.55	478.45	450.90	699.72	1228.17
25	AICRP on Weed Management, DWR, Jabalpur	0.00	0.00	0.00	22.61	1.14	23.75	120.80	8.95	129.75	120.80	625.96	755.71
26	IIFSR, Modipuram	0.00	0.00	0.00	38.15	7.91	46.06	415.65	47.91	463.56	715.65	1280.73	2044.29
27	AICRP on Integrated Farming System, IIFSR, Modipuram	34.91	10.00	44.91	30.00	13.70	43.70	299.61	119.07	418.68	299.61	1860.45	2279.13
28	Network Project on Organic Farming, IIFSR, Modipuram	0.00	0.00	0.00	12.48	0.00	12.48	149.50	19.62	169.12	149.50	0.00	169.12
29	NIASM, Baramati	30.00	10.31	40.31	45.40	82.06	127.46	616.40	417.37	1033.77	616.40	610.38	1644.15
	TOTAL NRM DIVISION	696.47	141.53	838.00	1052.61	393.39	1446.00	14135.11	3264.89	17400.00	29310.11	46503.53	79078.53
30	NICRA, Hyderabad	0.00	0.00	0.00	375.00	55.00	430.00	4685.00	515.00	5200.00	4685.00	0.00	5200.00
	TOTAL CRAI/NICRA	0.00	0.00	0.00	375.00	55.00	430.00	4685.00	515.00	5200.00	4685.00	0.00	5200.00
1	CIBA, Chennai	50.00	30.00	80.00	125.00	30.00	155.00	1336.00	354.00	1690.00	3566.00	2313.72	6233.72
2	AINP on Fish Health, CIBA, Chennai	0.00	0.00	0.00	0.00	0.00	0.00	255.00	40.00	295.00	255.00	0.00	295.00
3	CIFRI, Barrackpore	46.00	20.00	66.00	99.00	28.00	127.00	922.00	468.00	1390.00	7972.00	3088.51	11528.51
4	CIFA, Bhubaneshwar	75.00	15.00	90.00	132.00	40.00	172.00	1440.00	475.00	1915.00	1710.00	2963.38	5148.38
5	CIFE, Mumbai	44.00	100.00	144.00	175.00	100.00	275.00	2822.00	288.00	3110.00	5722.00	3497.91	9507.91
6	CIFT, Kochi	66.00	10.00	76.00	100.00	45.00	145.00	1235.00	380.00	1615.00	1445.00	3223.78	5048.78
7	CMFRI, Kochi	113.00	10.00	123.00	185.00	50.00	235.00	2288.00	402.00	2690.00	10108.68	6957.06	17467.74

Contd...

BUDGET ESTIMATES 2020-21 (Allocation from Govt. Grant)

(Rs. In lakhs)

Sl. No.	Name of the Unit/AICRP/ Network Project/ATARI etc.	TSP		Total	SCSP		Total	Grand Total					
		Grant in Aid component			Grant in Aid component			Grant in Aid component				Total	
		General	Capital	General	Capital	Total General	Capital	Grand total- General + Capital	General with Pension	Salaries			
8	ANIP Mericulture, CMFRI, Kochi	0.00	0.00	0.00	0.00	0.00	0.00	323.00	57.00	380.00	323.00	0.00	380.00
9	NBFG, Lucknow	43.00	15.00	58.00	82.00	35.00	117.00	1035.00	225.00	1260.00	1095.00	1475.87	2795.87
10	CRP Genomics, NBFG, Lucknow	0.00	0.00	0.00	0.00	0.00	0.00	470.00	40.00	510.00	470.00	0.00	510.00
11	Dte. Of Coldwater Fisheries Research, Bhimtal	28.80	5.00	33.80	57.20	11.60	68.80	618.40	126.60	745.00	620.70	743.21	1490.51
TOTAL FISHEREIES		465.80	205.00	670.80	955.20	339.60	1294.80	12744.40	2855.60	15600.00	33287.38	24263.44	60406.42
1	CIAE, Bhopal	0.00	0.00	0.00	100.00	30.00	130.00	995.00	101.46	1096.46	3045.00	3170.86	6317.32
2	AICRP on FIM, CIAE, Bhopal	0.00	0.00	0.00	0.00	0.00	0.00	230.00	90.00	320.00	230.00	1185.92	1505.92
3	AICRP on ESA, CIAE, Bhopal	0.00	0.00	0.00	0.00	0.00	0.00	122.00	50.50	172.50	122.00	374.26	546.76
4	AICRP on EAAI, CIAE, Bhopal	0.00	0.00	0.00	0.00	0.00	0.00	350.00	70.00	420.00	350.00	867.09	1287.09
5	AICRP on UAE, CIAE, Bhopal	0.00	0.00	0.00	0.00	0.00	0.00	164.30	38.50	202.80	164.30	438.97	641.77
6	CRP On FMPF, CIAE, Bhopal	0.00	0.00	0.00	0.00	0.00	0.00	179.00	18.50	197.50	179.00	0.00	197.50
7	CRP On EA, CIAE, Bhopal	0.00	0.00	0.00	0.00	0.00	0.00	103.00	23.25	126.25	103.00	0.00	126.25
8	CIPHET, Ludhiana	0.00	0.00	0.00	98.00	18.00	116.00	648.00	148.00	796.00	738.00	1076.34	1962.34
9	AICRP on PET, CIPHET, Ludhiana	0.00	0.00	0.00	30.00	20.00	50.00	183.75	56.33	240.08	183.75	309.18	549.26
10	AICRP on PHET, CIPHET, Ludhiana	0.00	0.00	0.00	0.00	0.00	0.00	344.50	215.63	560.13	344.50	1804.57	2364.70
11	CRP On SA, CIPHET, Ludhiana	0.00	0.00	0.00	0.00	0.00	0.00	82.00	32.00	114.00	82.00	0.00	114.00
13	CIRCOT, Mumbai	0.00	0.00	0.00	70.00	40.00	110.00	570.00	235.00	805.00	1170.00	1960.62	3365.62
14	CRP on Natural Fibres, CIRCOT, Mumbai	0.00	0.00	0.00	0.00	0.00	0.00	82.00	45.00	127.00	82.00	0.00	127.00
15	IINRG, Ranchi	0.00	0.00	0.00	40.00	70.00	110.00	540.00	202.00	742.00	740.00	1366.46	2308.46

Contd...

BUDGET ESTIMATES 2020-21 (Allocation from Govt. Grant)

(Rs. In lakhs)

Sl. No.	Name of the Unit/AICRP/ Network Project/ATARI etc.	TSP		Total	SCSP		Total	Grand Total					Total
		Grant in Aid component			Grant in Aid component			Grant in Aid component					
		General	Capital	General	Capital	Total General	Capital	Grand total- General + Capital	General with Pension	Salaries			
16	NWP on HP VANR&G, IINRG, Ranchi	0.00	0.00	0.00	0.00	0.00	0.00	152.25	13.00	165.25	152.25	0.00	165.25
17	NWP on CLIGR, IINRG, Ranchi	0.00	0.00	0.00	0.00	0.00	0.00	178.00	72.53	250.53	178.00	0.00	250.53
18	NINFET, Kolkata	0.00	0.00	0.00	41.00	24.00	65.00	451.50	213.00	664.50	669.50	1436.04	2318.54
TOTAL AGRICULTURAL ENGINEERING		0.00	0.00	0.00	379.00	202.00	581.00	5375.30	1624.70	7000.00	8533.30	13990.31	24148.31
1	IASRI including CABin, New Delhi	0.00	0.00	0.00	169.00	20.00	189.00	2335.00	94.00	2429.00	3274.44	2881.05	6249.49
2	NIAP & PR, New Delhi	0.00	0.00	0.00	55.00	5.00	60.00	531.00	40.00	571.00	536.00	693.65	1269.65
TOTAL ECO. STATISTICS & MANAGEMENT		0.00	0.00	0.00	224.00	25.00	249.00	2866.00	134.00	3000.00	3810.44	3574.70	7519.14
1	NAARM, Hyderabad	0.00	0.00	0.00	100.00	70.00	170.00	2620.00	470.00	3090.00	6620.00	2445.51	9535.51
2	CIWA, Bhubaneshwar	0.00	0.00	0.00	30.00	41.00	71.00	380.00	141.00	521.00	420.00	557.36	1118.36
3	AICRP on Home Science, CIWA, Bhubaneshwar	0.00	0.00	0.00	0.00	0.00	0.00	300.00	0.00	300.00	300.00	1683.64	1983.64
4	Strengthening and Development of Higher Agricultural Education in India	1900.00	832.00	2732.00	1400.00	2800.00	4200.00	18690.00	25399.00	44089.00	18690.00	0.00	44089.00
TOTAL AG. EDUCATION DIVISION		1900.00	832.00	2732.00	1530.00	2911.00	4441.00	21990.00	26010.00	48000.00	26030.00	4686.51	56726.51
1	ICAR Hqrs.	0.00	0.00	0.00			0.00	19575.00	4275.00	23850.00	25100.00	9092.96	38467.96
	TOTAL ICAR HQRS.	0.00	0.00	0.00	0.00	0.00	0.00	19575.00	4275.00	23850.00	25100.00	9092.96	38467.96
1	PIU, NASF	0.00	0.00	0.00			0.00	3600.00	1900.00	5500.00	3600.00	46.82	5546.82
	TOTAL NASF	0.00	0.00	0.00	0.00	0.00	0.00	3600.00	1900.00	5500.00	3600.00	46.82	5546.82
1	DKMA, New Delhi	0.00	0.00	0.00	0.00	0.00	0.00	479.60	27.50	507.10	479.60	506.98	1014.08
2	ATARI ZONE-I, Ludhiana	166.38	190.30	356.68	284.34	165.00	449.34	1289.57	831.67	2121.24	1294.57	8474.14	10600.38
3	ATARI ZONE-II, Jodhpur	146.30	168.52	314.82	35.20	23.10	58.30	884.53	685.65	1570.18	885.53	7639.96	9211.14

Contd...

BUDGET ESTIMATES 2020-21 (Allocation from Govt. Grant)

(Rs. In lakhs)

Sl. No.	Name of the Unit/AICRP/ Network Project/ATARI etc.	TSP		Total	SCSP		Total	Grand Total					Total
		Grant in Aid component			Grant in Aid component			Grant in Aid component					
		General	Capital	General	Capital	Total General	Capital	Grand total- General + Capital	General with Pension	Salaries			
4	ATARI ZONE-III, Kanpur	140.80	173.31	314.11	148.50	264.00	412.50	1091.33	981.44	2072.77	1092.33	10220.67	12294.44
5	ATARI ZONE-IV, Patna	149.60	173.97	323.57	18.70	13.20	31.90	881.23	681.20	1562.43	881.23	5808.73	7371.16
6	ATARI ZONE-V, Kolkata	139.02	159.94	298.96	390.50	239.92	630.42	1234.75	765.34	2000.09	1234.75	6321.96	8322.05
7	ATARI ZONE-VI, Guwahati	132.00	135.74	267.74	143.00	0.00	143.00	1163.14	866.31	2029.45	1163.14	5855.25	7884.70
8	ATARI ZONE-VII, Barapani	100.10	115.50	215.60	0.00	0.00	0.00	951.62	834.91	1786.53	1031.62	6314.13	8180.66
9	ATARI ZONE-VIII, Pune	187.00	212.61	399.61	0.00	0.00	0.00	1089.54	826.54	1916.08	1089.54	8955.60	10871.68
10	ATARI ZONE-IX, Jabalpur	177.93	210.10	388.03	0.00	0.00	0.00	1134.78	807.53	1942.31	1134.78	6693.03	8635.34
11	ATARI ZONE-X, Hyderabad	174.35	201.30	375.65	160.60	111.54	272.14	1201.88	919.07	2120.95	1261.88	7745.20	9926.15
12	ATARI ZONE-XI, Bengalore	16.23	0.00	16.23	8.80	6.60	15.40	735.36	528.22	1263.58	740.36	6229.43	7498.01
13	FARMER FIRST	0.00	0.00	0.00	0.00	0.00	0.00	990.00	165.00	1155.00	990.00	0.00	1155.00
14	ARYA	0.00	0.00	0.00	0.00	0.00	0.00	1067.10	870.19	1937.29	1067.10	0.00	1937.29
15	Agricultural Extension (for arya)	0.00	0.00	0.00	0.00	0.00	0.00	20.00	0.00	20.00	20.00	0.00	20.00
16	NETWORK PROJECT	0.00	0.00	0.00	0.00	0.00	0.00	145.00	0.00	145.00	145.00	0.00	145.00
17	DISASTER MGMT.	0.00	0.00	0.00	0.00	0.00	0.00	25.00	75.00	100.00	25.00	0.00	100.00
TOTAL AGRICULTURAL EXTENSION		1529.71	1741.29	3271.00	1189.64	823.36	2013.00	14384.43	9865.57	24250.00	14536.43	80765.08	105167.08
1	NAHEP (EAP)	0.00	0.00	0.00	0.00	0.00	0.00	13800.00	9200.00	23000.00	13800.00	0.00	23000.00
	Total NAHEP	0.00	0.00	0.00	0.00	0.00	0.00	13800.00	9200.00	23000.00	13800.00	0.00	23000.00
GRAND TOTAL		8709.98	3154.82	11864.80	13310.45	7431.35	20741.80	203751.24	92998.76	296750.00	332176.24	361500.00	786675.00

PART – VII

**SUMMARY OF CADRE STRENGTH
OF
SCIENTISTS AND OTHER CATEGORIES**

SUMMARY OF CADRE STRENGTH OF EMPLOYEES OF ICAR HEADQUARTERS AND ITS RESEARCH INSTITUTES IN RESPECT OF 'SCIENTIFIC', 'TECHNICAL', 'ADMINISTRATIVE', 'SUPPORTING' INCLUDING 'SAFAIWALA' AND 'AUXILLARY' STAFF

Sl. No.	Class of post	Total posts sanctioned	Total employees In position	Scheduled Caste Employees		Schedule Tribe employees		OBC employees		PwD Employees	
				No.	% to Total employees	No.	% to Total employees	No.	% to Total employees	No.	% to Total employees
01.	SCIENTIFIC POSTS										
	(a) Scientist	4451	3752	537	14.31	217	5.78	1053	28.07	28	0.75
	(b) Senior Scientist	1295	883	59	6.68	16	1.81	112	12.68	0	0.00
	(c) Principal Scientist	665	242	13	5.37	3	1.24	24	9.92	1	0.41
	(d) RMP Scientist	175	97	1	1.03	0	0.00	5	5.15	0	0.00
	TOTAL	6586	4974	610	12.26	236	4.74	1194	24.00	29	0.58
02	TECHNICAL POST										
	(a) Category-I	3974	1997	357	17.88	215	10.77	418	20.93	27	1.35
	(b) Category-II	2708	1595	365	16.61	133	8.34	353	22.13	23	1.44
	(c) Category-III	755	268	28	10.45	42	15.67	65	24.25	1	0.37
	TOTAL	7437	3860	650	16.84	390	10.10	836	21.66	51	1.32
03	ADMINISTRATIVE POSTS										
	Category "A" posts :Senior Registrar/ Directors/Dy Secretary/Under Secretary/ CAOs/SAOs/AOs/CF&AO/SF&AO/ F&AO/,Legal Adviser/Director (OL)/DD(OL)/ AD(OL)PPS	597	279	45	16.13	18	6.45	37	13.26	4	1.43
	Category 'B' Posts: AF&AO/AAO/PS/SO/ AD(OL)/ALA/Assistant/PA//JAO	3060	1849	317	17.14	143	7.73	233	12.60	39	2.11
	(c) Category "C" posts :UDC/Steno/LDC	1251	958	181	18.89	83	8.66	228	23.80	15	1.57
	TOTAL	4908	3086	543	17.60	244	7.91	498	16.14	58	1.88
04.	SKILLED SUPPORTING STAFF	5536	3960	1038	26.21	444	11.21	744	18.79	57	1.44

Note : This information of cadre strength taken from the Annual Report 2021-22 of DARE/ICAR from Page No. 204 (Appendix – 12).

PART – VIII
LIST OF ABBREVIATIONS

**LIST OF ABBREVIATIONS USED
FOR INSTITUTES, NATIONAL RESEARCH CENTERS,
PROJECT DIRECTORATES AND ICAR HEADQUARTERS**

S. No	Abbreviation	Name of Institutes/NRCs/PDs/ICAR Hqrs
CROPS SCIENCES		
INSTITUTES / BUREAU		
1.	CICR	CENTRAL INSTITUTE FOR COTTON RESEARCH, NAGPUR (MS)
2.	CRIJAF	CENTRAL RESEARCH INSTITUTE FOR JUTE & ALLIED FIBERS, BARRACK PORE (WEST BENGAL)
3.	NRRI (CRRRI)	NATIONAL RICE RESEARCH INSTITUTE (CENTRAL RICE RESEARCH INSTITUTE), CUTTACK (ORISSA)
4.	CTRI	CENTRAL TOBACCO RESEARCH INSTITUTE, RAJAHMUNDRY (AP)
5.	IARI	INDIAN AGRICULTURAL RESEARCH INSTITUTE, NEW DELHI
6.	IGFRI	INDIAN GRASSLAND & FODDER RESEARCH INSTITUTE, JHANSI (UP)
7.	IIPR	INDIAN INSTITUTE OF PULSES RESEARCH, KANPUR (UP)
8.	IISR	INDIAN INSTITUTE OF SUGARCANE RESEARCH, LUCKNOW (UP)
9.	NBAIM	NATIONAL BUREAU OF AGRICULTURALLY IMPORTANT MICROORGANISMS, MAU NATH BHANJAN (UP)
10.	NBPGR	NATIONAL BUREAU OF PLANT GENETIC RESOURCES, NEW DELHI
11.	SBI	SUGARCANE BREEDING INSTITUTE, COIMBATORE (TAMIL NADU)
12.	VPKAS	VIVEKANANDA PARVATIYA KRISHI ANUASNDHAN SHALA, ALMORA (UTTARANCHAL)
13.	NBAIR	NATIONAL BUREAU OF AGRICULTURAL INSECT RESOURCES, BANGALORE (KARNATAKA)
14.	IIMR (DMR)	INDIAN INSTITUTE OF MAIZE RESEARCH (DMR), LUDHIANA
15.	IIOR (DOR)	INDIAN INSTITUTE OF OILSEED RESEARCH (DIRECTORATE OF OILSEEDS RESEARCH) , HYDERABAD (AP)
16.	IIRR (DRR)	INDIAN INSTITUTE OF RICE RESEARCH (DIRECTORATE OF RICE RESEARCH), HYDERABAD (AP)
17.	IIWBR (DWR)	INDIAN INSTITUTE OF WHEAT AND BARLEY RESEARCH (DIRECTORATE OF WHEAT RESEARCH), KARNAL (HARYANA)
18.	NIBSM	NATIONAL INSTITUTE OF BIOTIC STRESS MANAGEMENT, RAIPUR
19.	IIAB	INDIAN INSTITUTE OF AGRICULTURAL BIOTECHNOLOGY, RANCHI
20.	IISS (DSR)	INDIAN INSTITUTE OF SEED RESEARCH, MAU (UP)
21.	IISR	INDIAN INSTITUTE OF SOYBEAN RESEARCH, INDORE (MP)
		NATIONAL CENTRE/NATIONAL RESEARCH CENTRE
22.	NCIPM	NATIONAL CENTRE FOR INTEGRATED PEST MANAGEMENT, NEW DELHI
23.	NIPB (NRCPB)	NATIONAL INSTITUTE FOR PLANT BIOTECHNOLOGY (NATIONAL RESEARCH CENTRE ON PLANT BIOTECHNOLOGY) IARI CAMPUS, NEW DELHI
DIRECTORATES		
24.	DOGR	DIRECTORATE OF GROUNDNUT RESEARCH, JUNAGADH (GUJARAT)
25.	DRMR	DIRECTORATE OF RAPESEED MUSTARD RESEARCH, BHARATPUR (RAJASTHAN)
HORTICULTURAL SCIENCE		
1.	CIARI (CARI)	CENTRAL ISLAND AGRICULTURAL RESEARCH INSTITUTE (CENTRAL AGRICULTURAL RESEARCH INSTITUTE), PORT BLAIR (ANDAMAN & NICOBAR ISLANDS)
2.	CIAH	CENTRAL INSTITUTE OF ARID HORTICULTURE, BIKANER (RAJASTHAN)
3.	CISH	CENTRAL INSTITUTE OF SUB-TROPICAL HORTICULTURE, LUCKNOW (UP)
4.	CITH	CENTRAL INSTITUTE FOR TEMPERATE HORTICULTURE, SRINAGAR (J&K)
5.	CPCRI	CENTRAL PLANTATION CROPS RESEARCH INSTITUTE, KASARAGOD (KERALA)
6.	CPRI	CENTRAL POTATO RESEARCH INSTITUTE, SHIMLA (HP)

S. No	Abbreviation	Name of Institutes/NRCs/PDs/ICAR Hqrs
7.	CTCRI	CENTRAL TUBER CROPS RESEARCH INSTITUTE, THIRUVANANTHAPURAM (KERALA)
8.	IIHR	INDIAN INSTITUTE OF HORTICULTURAL RESEARCH, BANGALORE (KARNATAKA)
9.	IISR	INDIAN INSTITUTE OF SPICES RESEARCH, CALICUT (KERALA)
10.	IIVR	INDIAN INSTITUTE OF VEGETABLE RESEARCH, VARANASI (UP)
11.	IIOPR	INDIAN INSTITUTE OF OILPALM RESEARCH, PEDAVEGI (AP)
NATIONAL RESEARCH CENTERS		
12.	NRCB	NATIONAL RESEARCH CENTRE ON BANANA, TIRUCHIRAPPALLI (TN)
13.	NRCC	NATIONAL RESEARCH CENTRE ON CITRUS, NAGPUR (MS)
14.	NRCG	NATIONAL RESEARCH CENTRE ON GRAPES, PUNE (MS)
15.	NRCL	NATIONAL RESEARCH CENTRE ON LITCHI, MUZAFFARPUR (BIHAR)
16.	NRCO	NATIONAL RESEARCH CENTRE ON ORCHIDS, PAKYONG (SIKKIM)
17.	NRCSS	NATIONAL RESEARCH CENTRE ON SEED SPICES, AJMER (RAJASTHAN)
18.	NRCP	NATIONAL RESEARCH CENTRE ON POMEGRANATE, SOLAPUR (MS)
DIRECTORATES		
19.	DCR	DIRECTORATE OF CASHEW RESEARCH, PUTTUR (KARNATAKA)
20.	DMAPR	DIRECTORATE OF MEDICINAL & AROMATIC PLANTS RESEARCH, BORIAMI, ANAND (GUJARAT)
21.	DMR	DIRECTORATE OF MUSHROOM RESEARCH, SOLAN (HP)
22.	DOGR	DIRECTORATE OF ONION AND GARLIC RESEARCH, PUNE (MS)
23.	DFR	DIRECTORATE OF FLORICULTURE RESEARCH, IARI CAMPUS, NEW DELHI
ANIMAL SCIENCE		
1.	CARI	CENTRAL AVIAN RESEARCH INSTITUTE, IZATNAGAR (UP)
2.	CIRB	CENTRAL INSTITUTE FOR RESEARCH ON BUFFALOES, HISSAR
3.	CIRG	CENTRAL INSTITUTE FOR RESEARCH ON GOATS, MAKHDOOM, MATHURA (UP)
4.	CSWRI	CENTRAL SHEEP AND WOOL RESEARCH INSTITUTE, AVIKANAGAR (RAJASTHAN)
5.	HSADL	HIGH SECURITY ANIMAL DISEASE LABORATORY, BHOPAL (MP)
6.	IVRI	INDIAN VETERINARY RESEARCH INSTITUTE, IZATNAGAR (UP)
7.	NBAGR	NATIONAL BUREAU OF ANIMAL GENETIC RESOURCES, KARNAL
8.	NDRI	NATIONAL DAIRY RESEARCH INSTITUTE, KARNAL (HARYANA)
9.	NIANP	NATIONAL INSTITUTE ON ANIMAL NUTRITION AND PHYSIOLOGY, BANGALORE (KARNATAKA)
10.	NIVEDI	NATIONAL INSTITUTE OF VETERINARY EPIDEMIOLOGY AND DISEASE INFORMATION, BANGALORE (KARNATAKA)
11.	CIRC (PD-CATTLE)	CENTRAL INSTITUTE OF RESEARCH ON CATTLE (PROJECT DIRECTORATE ON CATTLE), MODIPURAM, MEERUT (UP)
NATIONAL RESEARCH CENTERS		
12.	NRCC	NATIONAL RESEARCH CENTRE ON CAMEL, BIKANER (RAJASTHAN)
13.	NRCE	NATIONAL RESEARCH CENTRE ON EQUINES, HISSAR (HARYANA)
14.	NRCM	NATIONAL RESEARCH CENTRE ON MEAT, HYDERABAD (AP)
15.	NRCM	NATIONAL RESEARCH CENTRE ON MITHUN, JHARNAPANI (NAGALAND)
16.	NRCP	NATIONAL RESEARCH CENTRE ON PIG, GUWAHATI (ASSAM)
17.	NRCY	NATIONAL RESEARCH CENTRE ON YAK, DIRANG, WEST KAMENG (ARUNACHAL PRADESH)
DIRECTORATES		
18.	DFMD	DIRECTORATE ON FOOT AND MOUTH DISEASE, IVRI REGIONAL STATION CAMPUS, MUKTESWAR, (UTTARANCHAL)
19.	DPR	DIRECTORATE ON POULTRY RESEARCH, HYDERABAD (AP)

S. No	Abbreviation	Name of Institutes/NRCs/PDs/ICAR Hqrs
NATURAL RESOURCE MANAGEMENT		
1.	CAZRI	CENTRAL ARID ZONE RESEARCH INSTITUTE, JODHPUR (RAJ.)
2.	CRIDA	CENTRAL RESEARCH INSTITUTE FOR DRYLAND AGRICULTURE, HYDERABAD (ANDHRA PRADESH)
3.	CSSRI	CENTRAL SOIL SALINITY RESEARCH INSTITUTE, KARNAL
4.	IIS & WC (CSWCR&TI)	INDIAN INSTITUTE OF SOIL AND WATER CONSERVATION (CENTRAL SOIL AND WATER CONSERVATION RESEARCH AND TRAINING INSTITUTE), DEHRADUN (UTTARANCHAL)
5.	NBSS & LUP	NATIONAL BUREAU OF SOIL SURVEY AND LAND USE PLANNING, NAGPUR (MAHARASHTRA)
6.	IISS	INDIAN INSTITUTE OF SOIL SCIENCE, BHOPAL (MP)
7.	CCARI (ICAR RES. COMPLEX)	CENTRAL COASTAL AGRICULTURAL RESEARCH INSTITUTE (ICAR RESEARCH COMPLEX) FOR GOA, GOA
8.	ICAR RES. COM. FOR EASTERN REGION	ICAR RESEARCH COMPLEX FOR EASTERN REGION, PATNA, (BIHAR)
9.	ICAR RES. COM. FOR NEH REGION	ICAR RESEARCH COMPLEX FOR NORTH EASTERN HILL REGION, BARAPANI (MEGHALAYA)
10.	NIASM	NATIONAL INSTITUTE OF ABIOTIC STRESS MANAGEMENT, BARAMATI, PUNE (MS)
11.	NICRA (CRAI)	NATIONAL INNOVATION IN CLIMATE RESILIENT AGRICULTURE, HYDERABAD (UNDER CRIDA HYDERABAD)
12.	CAFRI	CENTRAL AGROFORESTRY RESEARCH INSTITUTE, JHANSI (UP)
13.	MGIFRI (NRCIF)	MAHATMA GANDHI INTEGRATED FARMING RESEARCH INSTITUTE (NATIONAL RESEARCH CENTRE ON INTEGRATED FARMING), EAST CHAMPARAN, MOTIHARI, BIHAR
14.	IIFSR	INDIAN INSTITUTE OF FARMING SYSTEM RESEARCH, MODIPURAM, MEERUT (UP)
15.	IIWM	INDIAN INSTITUTE OF WATER MANAGEMENT, BHUBANESWAR (ORISSA)
DIRECTORATES		
16.	DWR	DIRECTORATE OF WEED RESEARCH, JABALPUR (MP)
FISHERIES SCIENCES		
1.	CIBA	CENTRAL INSTITUTE OF BACKWATER AQUACULTURE, CHENNAI (TN)
2.	CIFRI	CENTRAL INLAND FISHERIES RESEARCH INSTITUTE, BARRACK PORE (WB)
3.	CIFA	CENTRAL INSTITUTE OF FRESHWATER AQUACULTURE, BHUBANESWAR (ORISSA)
4.	CIFE	CENTRAL INSTITUTE OF FISHERIES EDUCATION, MUMBAI (MS)
5.	CIFT	CENTRAL INSTITUTE OF FISHERIES TECHNOLOGY, KOCHI (KERALA)
6.	CMFRI	CENTRAL MARINE FISHERIES RESEARCH INSTITUTE, KOCHI (KERALA)
7.	NBFGR	NATIONAL BUREAU OF FISH GENETIC RESOURCES, LUCKNOW (UP)
DIRECTORATES		
8.	DCWFR	DIRECTORATE OF COLDWATER FISHERIES RESEARCH, BHIMTAL, DISTT. NAINITAL (UTTARANCHAL)
AGRICULTURAL ENGINEERING		
1.	CIAE	CENTRAL INSTITUTE OF AGRICULTURAL ENGINEERING, BHOPAL
2.	CIPHET	CENTRAL INSTITUTE OF POST-HARVEST ENGINEERING AND TECHNOLOGY, LUDHIANA (PUNJAB)
3.	CIRCOT	CENTRAL INSTITUTE FOR RESEARCH ON COTTON TECHNOLOGY, MUMBAI (MAHARASHTRA)
4.	IINRG	INDIAN INSTITUTE OF NATURAL RESINS & GUMS, RANCHI (JHARKHAND)

S. No	Abbreviation	Name of Institutes/NRCs/PDs/ICAR Hqrs
5.	NINFET (NIRJAFT)	NATIONAL INSTITUTE OF NATURAL FIBER ENGINEERING AND TECHNOLOGY (NATIONAL INSTITUTE OF RESEARCH ON JUTE AND ALLIED FIBER TECHNOLOGY), KOLKATA (WB)
AGRICULTURAL ECONOMICS & STATISTICS		
1.	IASRI	INDIAN AGRICULTURAL STATISTICS RESEARCH INSTITUTE, NEW DELHI
2.	NIAE & PR (NCAE&PR)	NATIONAL INSTITUTE OF AGRICULTURAL ECONOMICS & POLICY RESEARCH (NATIONAL CENTRE FOR AGRICULTURAL ECONOMICS AND POLICY RESEARCH), NEW DELHI
AGRICULTURAL EDUCATION		
1.	NAARM	NATIONAL ACADEMY FOR AGRICULTURAL RESEARCH MANAGEMENT, HYDERABAD (AP)
2.	CIWA	CENTRAL INSTITUTE FOR WOMEN IN AGRICULTURE, BHUBANESWAR (ORISSA)
ICAR HEADQUARTERS		
AGRICULTURAL EXTENSION		
ZONES		
1.	ATARIs (ZPDs)	AGRICULTURAL TECHNOLOGY APPLICATION RESEARCH INSTITUTE (ZONAL PROJECT DIRECTORATES)
1.	NAHEP	NATIONAL AGRICULTURAL HIGHER EDUCATION PROJECT, NEW DELHI
2.	NAHEP (EAP)	NATIONAL AGRICULTURAL HIGHER EDUCATION PROJECT (EXTERNALLY-AIDED PROJECT), NEW DELHI
3.	NEH REGION	NORTH EASTERN HILL REGION
4.	TSP	TRIBAL AREA SUB-PLAN
5.	SCSP	SCHEDULED CASTE SUB PLAN



भारतीय
ICAR